



## PE-TC195 Series Phase Stable Test Cable SMA Male to N Male to 18 GHz ,RoHS

### RF Cable Assemblies Technical Data Sheet

PE3TC0105

#### Configuration

- Connector 1: SMA Male
- Connector 2: N Male
- Cable Type: PE-TC195

#### Features

- Phase and Amplitude stability with flexure
- Small Diameter Lighter weight lower profile for high density test applications
- Phase change with flexure  $\pm 2^\circ$  to 18 GHz
- Excellent for multi-port test equipment
- Very flexible and durable cable with a min bend radius of 1 inch
- Excellent VSWR and Insertion Loss
- Extra strain relief for extended connector body with booting enhance stability and longevity
- Each Serialized assembly come with matching Test data
- 5,000 mating cycles when properly mated
- IN STOCK and ready to ship

#### Applications

- Automated RF Test Stations
- General Purpose Lab Testing
- High Connection Density Lab and Production testing

#### Description

Pasternack's high performance PE-TC195 series Test Cables are designed to allow customers to perform repeatable accurate measurements. Because these cables are phase stable under flexure,  $\pm 2^\circ$  at 18 GHz, they are an excellent option for testing where movement will occur during testing. The PE-TC195 test cables have low Insertion Loss and low VSWR in addition to having excellent phase stability properties. The rugged design provides for up to 5,000 mattings cycles with proper care. The smaller diameter coax allows for high flexibility, lower profile and a lighter weight test cable. The PE-TC195 series test cables are an excellent choice for use in precision high density test environments

#### Electrical Specifications

Description	Minimum	Typical	Maximum	Units
Frequency Range	DC		18	GHz
VSWR			1.25:1	
Velocity of Propagation		70		%
RF Shielding	100			dB
Capacitance		29.4 [96.46]		pF/ft [pF/m]
Phase Stability with Flexure		$\pm 2$		Degrees

Click the following link (or enter part number in "SEARCH" on website) to obtain additional part information including price, inventory and certifications: [PE-TC195 Series Phase Stable Test Cable SMA Male to N Male to 18 GHz ,RoHS PE3TC0105](#)



PE-TC195 Series Phase Stable Test Cable  
SMA Male to N Male to 18 GHz ,RoHS

RF Cable Assemblies Technical Data Sheet

PE3TC0105

**Specifications by Frequency**

Description	F1	F2	F3	F4	F5	Units
Frequency	3	12	18			GHz
Insertion Loss (Max.)	0.22	0.52	0.68			dB/ft
	[0.72]	[1.71]	[2.23]			[dB/m]
VSWR (Max.)	1.25:1	1.25:1	1.25:1			
Power Handling (Max.)			70			Watts

**Mechanical Specifications**

**Cable Assembly**

One Time Minimum Bend Radius 1 in [25.4 mm]

**Cable**

Cable Type PE-TC195  
 Impedance 50 Ohms  
 Inner Conductor Type Solid  
 Inner Conductor Material and Plating Copper, Silver  
 Dielectric Type PTFE  
 Number of Shields 3  
 Shield Layer 1 Silver Plated Copper Braid  
 Shield Layer 2 Silver Plated Copper Tape  
 Shield Layer 3 Silver Plated Copper Braid  
 Jacket Material FEP  
 Jacket Diameter 0.195 in [4.95 mm]

**Connectors**

Description	Connector 1	Connector 2
Type	SMA Male	N Male
Impedance	50 Ohms	50 Ohms
Connection Method	Standard	Standard
Contact Material and Plating	Beryllium Copper, Gold	Beryllium Copper, Gold
Dielectric Type	PTFE	PTFE
Coupling Nut Material and Plating	Passivated Stainless Steel	Passivated Stainless Steel
Body Material and Plating	Passivated Stainless Steel	Passivated Stainless Steel

Click the following link (or enter part number in "SEARCH" on website) to obtain additional part information including price, inventory and certifications: [PE-TC195 Series Phase Stable Test Cable SMA Male to N Male to 18 GHz ,RoHS PE3TC0105](#)



PE-TC195 Series Phase Stable Test Cable  
SMA Male to N Male to 18 GHz ,RoHS

RF Cable Assemblies Technical Data Sheet

PE3TC0105

**Environmental Specifications**

**Temperature**

Operating Range

-65 to +125 deg C

**Compliance Certifications** (visit [www.Pasternack.com](http://www.Pasternack.com) for current document)

RoHS Compliant

Yes

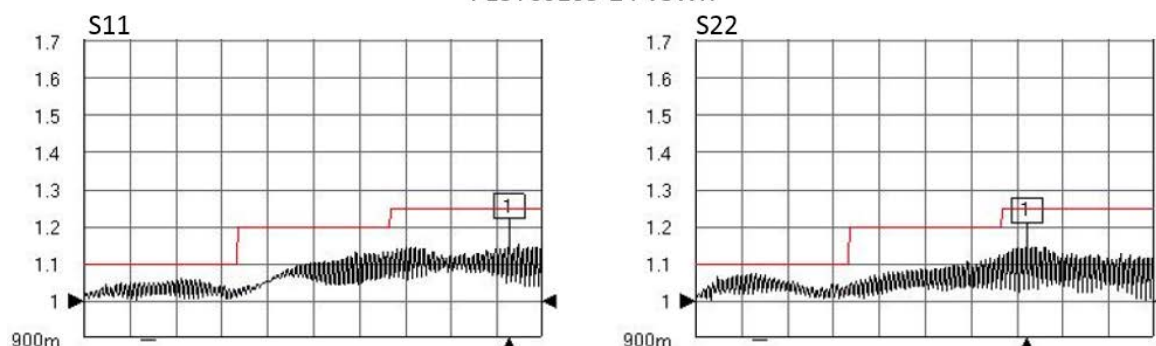
**Plotted and Other Data**

Notes:

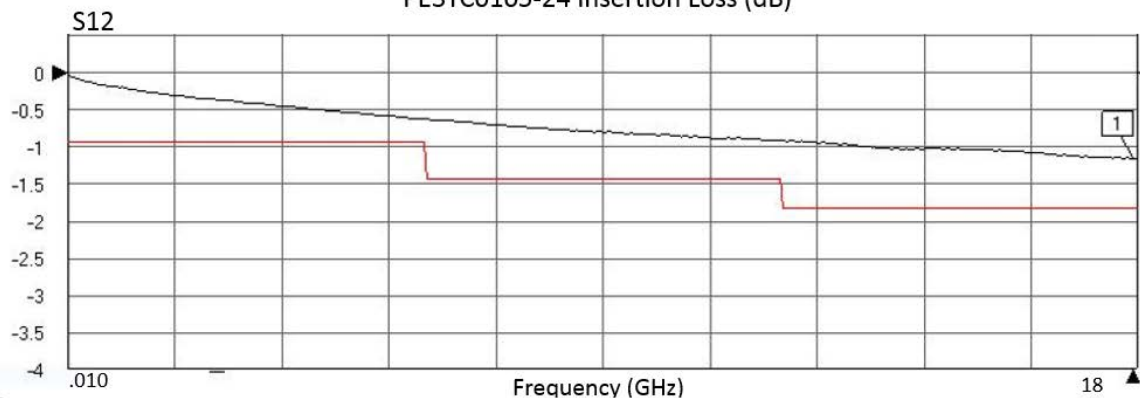
- Values at 25°C, sea level.

**Typical Performance Data**

PE3TC0105-24 VSWR



PE3TC0105-24 Insertion Loss (dB)



Click the following link (or enter part number in "SEARCH" on website) to obtain additional part information including price, inventory and certifications: [PE-TC195 Series Phase Stable Test Cable SMA Male to N Male to 18 GHz ,RoHS PE3TC0105](#)



PE-TC195 Series Phase Stable Test Cable  
SMA Male to N Male to 18 GHz ,RoHS

RF Cable Assemblies Technical Data Sheet

PE3TC0105

**How to Order**

Part Number Configuration:

**PE3TC0105**

- **xx**

**uu**

Unit of Measure:  
cm = Centimeters  
<blank> = Inches  
Length  
Base Number

Example: PE3TC0105-12 = 12 inches long cable  
PE3TC0105-100cm = 100 cm long cable

PE-TC195 Series Phase Stable Test Cable SMA Male to N Male to 18 GHz ,RoHS from Pasternack Enterprises has same day shipment for domestic and International orders. Our RF, microwave and millimeter wave products maintain a 99% availability and are part of the broadest selection in the industry.

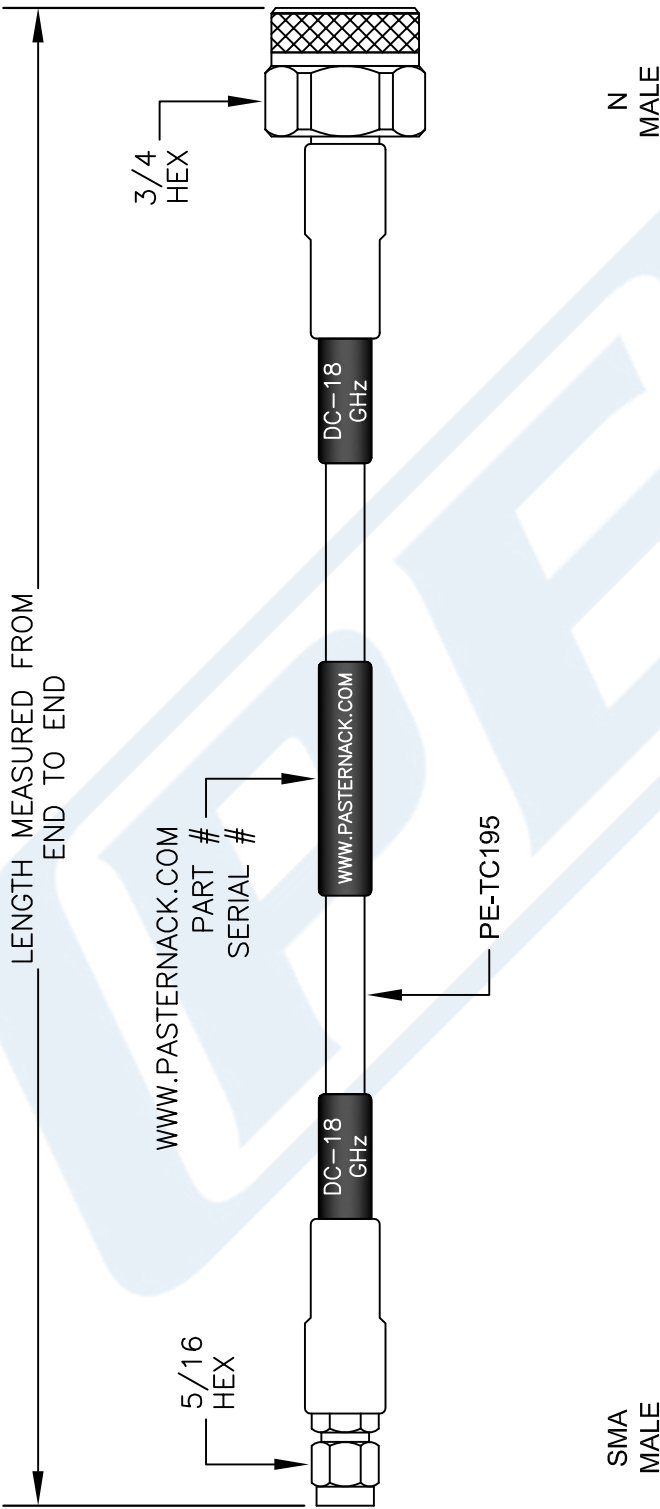
Click the following link (or enter part number in "SEARCH" on website) to obtain additional part information including price, inventory and certifications: [PE-TC195 Series Phase Stable Test Cable SMA Male to N Male to 18 GHz ,RoHS PE3TC0105](http://www.pasternack.com/sma-male-n-male-.80-cable-assembly-pe3tc0105-p.aspx)

URL: <http://www.pasternack.com/sma-male-n-male-.80-cable-assembly-pe3tc0105-p.aspx>

The information contained in this document is accurate to the best of our knowledge and representative of the part described herein. It may be necessary to make modifications to the part and/or the documentation of the part, in order to implement improvements. Pasternack reserves the right to make such changes as required. Unless otherwise stated, all specifications are nominal. Pasternack does not make any representation or warranty regarding the suitability of the part described herein for any particular purpose, and Pasternack does not assume any liability arising out of the use of any part or documentation.

PE3TC0105 CAD Drawing

PE-TC195 Series Phase Stable Test Cable SMA Male to N Male to 18 GHz ,RoHS



- NOTES:
- 1. UNLESS OTHERWISE SPECIFIED ALL DIMENSIONS ARE NOMINAL.
  - 2. ALL SPECIFICATIONS ARE SUBJECT TO CHANGE WITHOUT NOTICE AT ANY TIME.
  - 3. DIMENSIONS ARE IN INCHES [mm].
  - 4. LENGTH TOLERANCE IS  $\pm 2\%$

DWG TITLE

PE3TC0105

FSCM NO. 53919

CAD FILE 072215

SCALE N/A

SIZE A

2233

**PE PASTERNAK®**  
THE ENGINEER'S RF SOURCE  
Pasternack Enterprises, Inc.  
P.O. Box 16759 | Irvine | CA | 92623  
Phone: (949) 261-1920 | Fax: (949) 261-7451  
Website: www.pasternack.com | E-Mail: sales@pasternack.com