



RF Amplifier Data Sheet

BT-AlphaA series

10kHz-3MHz

2kW

- NMR, MRI, EPR
- Radar
- Ultrasound
- Test & Measurement



The BT-AlphaA series is a range of class AB RF power amplifiers covering the 10kHz to 3MHz frequency range

- Rugged, solid-state design - high reliability
- Extremely high phase and amplitude stability
- Very fast pulse rise/fall times
- High linearity
- Low power CW operation
- Very low interpulse noise
- Competitively priced

Suitable for pulsed radar, NMR, MRI, NQR, EPR, ultrasound systems and other scientific applications.

BT-AlphaA series

Model numbers	BT02000-AlphaA
Rated power	2kW minimum ¹
P1dB	1.6kW minimum ²
Type	Class AB MOSFET
Frequency	10kHz-3MHz ³
Gain flatness	±1.5dB maximum (measured at 1/10th rated output power)
Max. duty cycle	20% ⁴
Max. pulse width	10ms ⁵
Rated power in CW mode	200W ⁶
Pulse droop	0.5dB maximum ⁷
Pulse rise and fall times	100ns typical using a pre-gate RF input signal
Gate delay	Rising edge: 800ns typical Falling edge: 100ns typical ⁸
Harmonics	Odd: -20dBc typical, -10dBc maximum, Even: -30dBc typical, -20dBc maximum
Spurious	<-70dBc maximum
Output noise (blanked)	<10dB above thermal (1MHz bandwidth)
Phase change/power	<5° from -40dB to full power
Phase stability	<1° across 10ms pulse
Output sample	-50dB into 50 Ω (forward voltage sample)
Input/output impedance	50 nominal
Load SWR	Tolerates at least 3:1 @ full rated power without shut down ⁹
Remote interface	Parallel status monitoring via 25 pin D connector ¹⁰
Connectors	RF output: N type RF input, gate, sample: BNC ¹¹
Cooling	Forced air
Indicators	DC Power, RF Power, Enable, Selected, Over-temp, Over-duty, Mismatch, Shutdown
Gain control range	10dB minimum for 0-5V control voltage
RF drive RF gate (blanking)	0dBm nominal, 10dBm for no damage 0-5V CMOS
Physical	19" Wx 500mmD x 180mmH (4RU x 19" rack mounting), 35kg
Mains power	110-240V, 50-60Hz, single phase, 2kVA max. ¹²
Compliance	CE

1. PEP for input power of 1mW
 2. Minimum output power at 1dB gain compression
 3. The amp provides useful power outside this range, but performance is not guaranteed
 4. Duty cycle is internally limited in pulsed mode. Duty cycle limit increases to approx.30% for short pulses
 5. Maximum gate pulse width in pulsed mode (internally limited)
 6. CW mode automatically enabled at output power level less than approx. 10% of full rated power
 7. Measured at max. pulse width at nominal P1dB level
 8. Rising edge measured from rising edge of GATE pulse to 90% RF output voltage. Falling edge measured from falling edge of GATE pulse to 10% RF output voltage
 9. Self resetting protection shuts the amplifier off if the load SWR is excessive
 10. Pin out at www.tomcorf.com/pdf/interface.pdf
 11. Other connector types available on request
 12. 2 x 3-pin IEC. Mains supply must include an earth

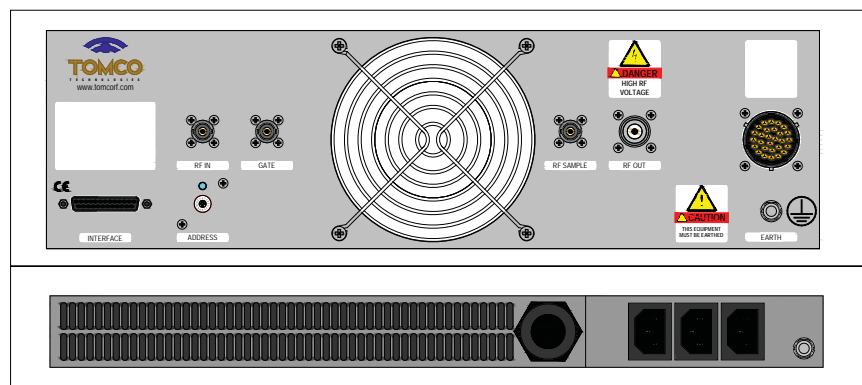
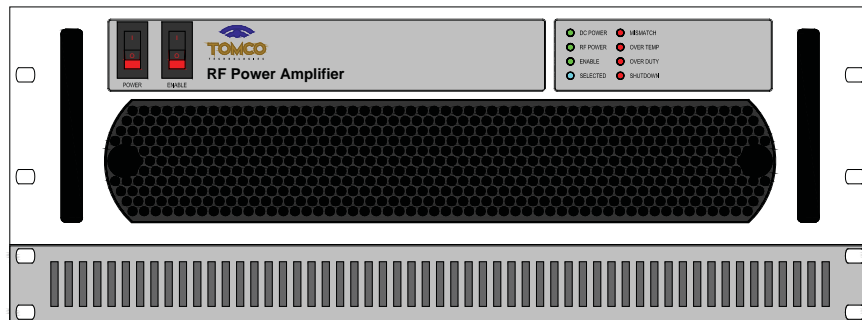
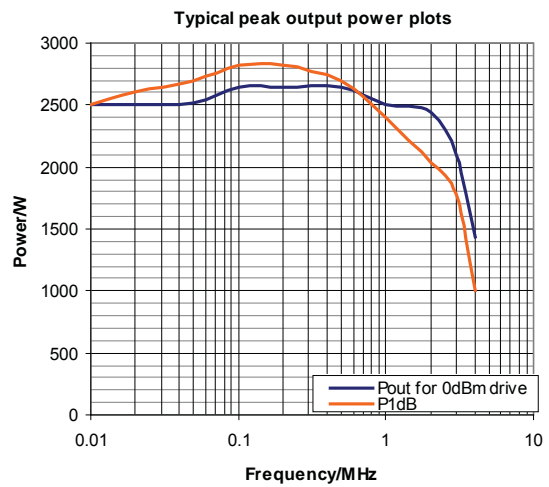
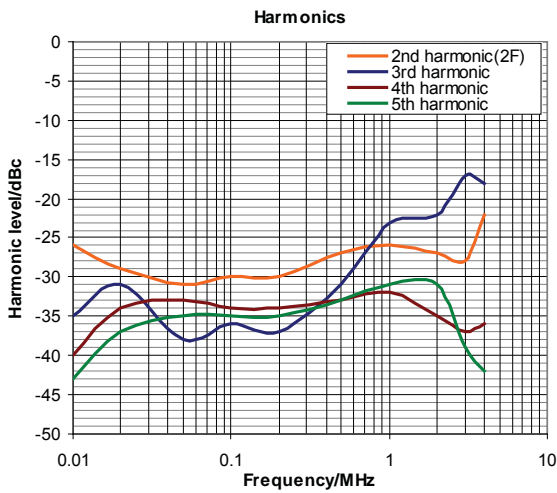


RF Amplifier Data Sheet

BT-AlphaA series

10kHz-3MHz

2kW



38 Payneham Road, Stepney SA 5069 Australia
 Tel:+618 8362 2902 Fax:+618 8362 2912

USA:+1 202 657 6844
 UK:+44 20 3239 6847
 Hong Kong:+852 8121 4277

www.tomcof.com