

Precision Fixed Attenuator

50Ω 2W 1dB DC to 18000 MHz

BW-S1W2+



CASE STYLE: FF658

Connectors Model
SMA Female-SMA Male BW-S1W2+

+RoHS Compliant

The +Suffix identifies RoHS Compliance. See our web site for RoHS Compliance methodologies and qualifications

Maximum Ratings

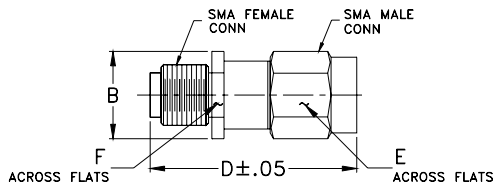
Operating Temperature -55°C to 100°C

Storage Temperature -55°C to 100°C**

**With mated connectors. Unmated, 85°C max.

Permanent damage may occur if any of these limits are exceeded.

Outline Drawing



Outline Dimensions (inch/mm)

B	D	E	F	wt
.36	.85	.312	.312	grams
9.14	21.59	7.92	7.92	4.3

Features

- DC to 18000 MHz
- precise attenuation
- excellent VSWR, 1.20 typ.
- stainless steel SMA male and female connectors

Applications

- matching
- instrumentation
- test set-ups

Electrical Specifications

FREQ. RANGE (MHz)	ATTENUATION ¹ (dB)		VSWR ² (:1)			MAX. INPUT POWER ³ (W)
	Nom.	ACCURACY	DC-4 GHz Max.	4-8 GHz Max.	8-12.4 GHz Max.	
f_L - f_U						
DC-18000	1	±0.40	1.20	1.25	1.30	2

1. At 25°C, accuracy includes frequency and power variations. Temperature coefficient for attenuation: .0004dB/dB/°C typ.

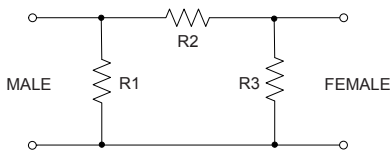
2. VSWR from 12.4 to 18 GHz, 1.6:1 typ.

3. Average power at 25°C ambient, derate linearly to 0.5W at 100°C. Peak Power 125W max. 5μsec pulse width, 100 Hz PRF

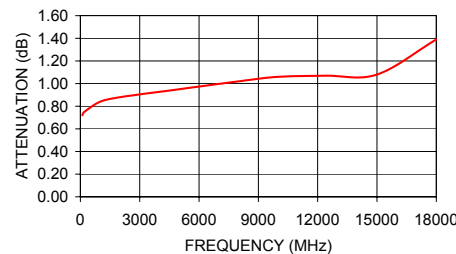
Typical Performance Data

Frequency (MHz)	Attenuation (dB)	VSWR (:1)
100.00	0.72	1.05
199.90	0.75	1.04
1000.00	0.84	1.04
1999.90	0.88	1.04
5000.00	0.95	1.04
7999.90	1.02	1.08
9999.90	1.06	1.14
12400.10	1.07	1.24
15000.00	1.08	1.31
18000.00	1.39	1.62

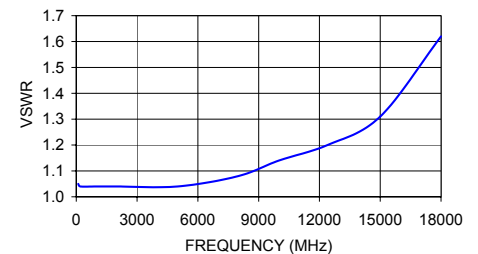
Electrical Schematic



BW-S1W2+
ATTENUATION



BW-S1W2+
VSWR



Notes

- A. Performance and quality attributes and conditions not expressly stated in this specification document are intended to be excluded and do not form a part of this specification document.
 B. Electrical specifications and performance data contained in this specification document are based on Mini-Circuit's applicable established test performance criteria and measurement instructions.
 C. The parts covered by this specification document are subject to Mini-Circuits standard limited warranty and terms and conditions (collectively, "Standard Terms"); Purchasers of this part are entitled to the rights and benefits contained therein. For a full statement of the Standard Terms and the exclusive rights and remedies thereunder, please visit Mini-Circuits' website at www.minicircuits.com/MCLStore/terms.jsp

