

# RF Transformer

50Ω

800 to 1900 MHz

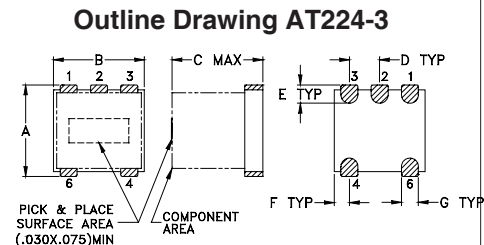
TCL1-19G2+

## Maximum Ratings

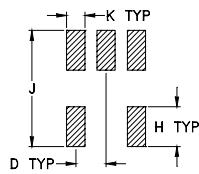
Operating Temperature	-20°C to 85°C
Storage Temperature	-55°C to 100°C
RF Power	0.25 W
DC Current	30 mA
Permanent damage may occur if any of these limits are exceeded.	

## Pin Connections

PRIMARY DOT	6
PRIMARY	4
SECONDARY DOT	1
SECONDARY	3
NOT USED	2



### PCB Land Pattern

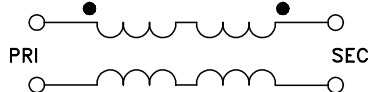


**Suggested Layout,**  
Tolerance to be within ±.002

### Outline Dimensions (inch)

A	B	C	D	E	F
.150	.150	.150	.050	.030	.025
3.81	3.81	3.81	1.27	0.76	0.64
G	H	J	K	wt	
.028	.065	.190	.030	grams	
0.71	1.65	4.83	0.76	0.10	

### Config. G




## Features

- wideband, 800 to 1900 MHz
- balanced transmission line
- leadless surface mount
- aqueous washable

## Applications

- cellular
- PCN
- GPS
- baluns
- impedance matching



CASE STYLE: AT224-3  
PRICE: \$2.29 ea. QTY (20)  
\$1.29 ea. QTY (100)

### +RoHS Compliant

The +Suffix identifies RoHS Compliance. See our web site for RoHS Compliance methodologies and qualifications

Reel Size	Devices/Reel
7"	20, 50, 100, 200, 500
13"	1000, 2000

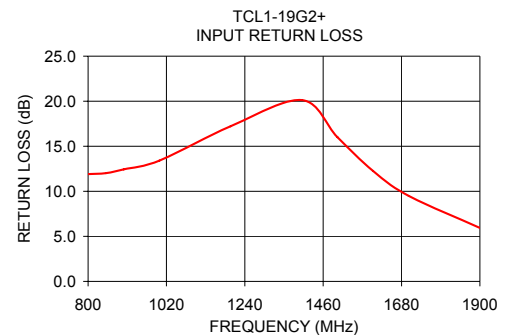
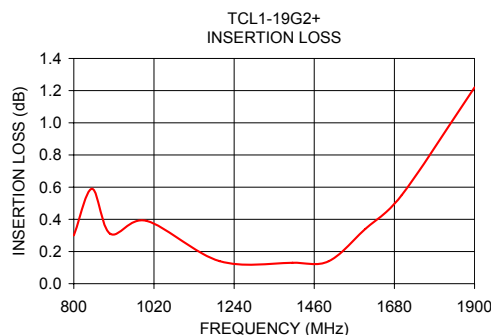
## Transformer Electrical Specifications

Ω RATIO	FREQUENCY (MHz)	INSERTION LOSS*	
		3 dB MHz	1 dB MHz
1	800-1900	800-1900	800-1400

\* Insertion Loss is referenced to mid-band loss, 0.2 dB typ.

## Typical Performance Data

FREQUENCY (MHz)	INSERTION LOSS (dB)	INPUT R. LOSS (dB)
800.00	0.30	11.91
850.00	0.59	12.02
900.00	0.31	12.44
1000.00	0.39	13.40
1200.00	0.14	17.22
1400.00	0.13	20.13
1500.00	0.14	16.01
1600.00	0.34	12.26
1700.00	0.55	9.49
1900.00	1.22	5.94



**Mini-Circuits®**  
ISO 9001 ISO 14001 AS 9100 CERTIFIED

P.O. Box 350166, Brooklyn, New York 11235-0003 (718) 934-4500 Fax (718) 332-4661 The Design Engineers Search Engine [www.minicircuits.com](http://www.minicircuits.com) Provides ACTUAL Data Instantly at [minicircuits.com](http://minicircuits.com)

IF/RF MICROWAVE COMPONENTS

For detailed performance specs  
& shopping online see web site

**Notes:** 1. Performance and quality attributes and conditions not expressly stated in this specification sheet are intended to be excluded and do not form a part of this specification sheet. 2. Electrical specifications and performance data contained herein are based on Mini-Circuit's applicable established test performance criteria and measurement instructions. 3. The parts covered by this specification sheet are subject to Mini-Circuits standard limited warranty and terms and conditions (collectively, "Standard Terms"); Purchasers of this part are entitled to the rights and benefits contained therein. For a full statement of the Standard Terms and the exclusive rights and remedies thereunder, please visit Mini-Circuits' website at [www.minicircuits.com/MCLStore/terms.jsp](http://www.minicircuits.com/MCLStore/terms.jsp).

REV. A  
M111888  
TCL1-19G2+  
IG/CP  
130708