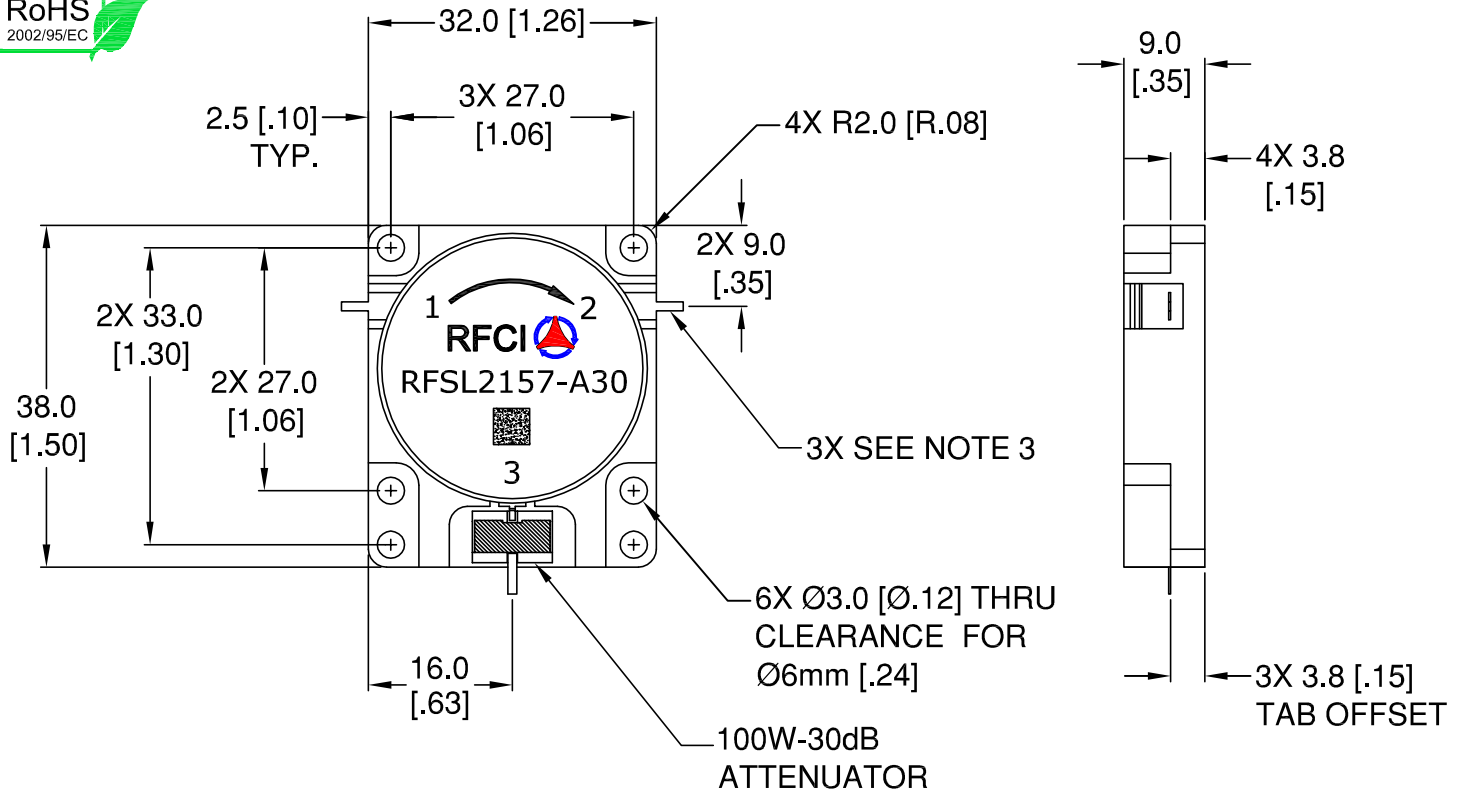


REVISIONS

REV.	DESCRIPTION	ECO	DATE	APPROVED
1	INITIAL RELEASE	I.R.	04/22/13	P.T

THIS DRAWING HAS BEEN GENERATED BY A CAD SYSTEM. CHANGES SHALL ONLY BE INCORPORATED AS DIRECTED BY THE DESIGN ACTIVITY. DO NOT REVISE MANUALLY.



Specifications

Parameter	Minimum	Typical	Maximum
Frequency Range (MHz)	728		756
Insertion Loss (dB)		< .20	.30
Isolation (dB)	22	> 25	
Return Loss (dB)	22	> 25	
FWD IMD: 2T at 37W per T 5MHz Spacing (dBc)		75	

Notes:

1. Typical Values Represent Mid-Band Performance @ +23 °C.
2. Iso-Attenuator Flange held to +85°C; 30 Min. maximum Duration.
3. Tab dims: 1.00[.039]Width x 3.0[.12]Length x .20[.008]Thick

Power & Temperature Ratings

Parameter	Maximum
Forward PWR Peak/AVG	1000/200 Watts
Reverse Power CW	100 Watts
Attenuator Rating (See Note 2)	100 Watts
Attenuation (P3)	30dB±1dB
Operating Temperature	-40 to +85° C
Storage Temperature	-40 to +95° C

CW 100W-30dB ISO-ATTENUATOR MODEL: RFSL2157-A30

UNLESS OTHERWISE SPECIFIED
ALL DIMENSIONS ARE IN MILLIMETERS [INCHES]:

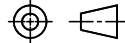
TOLERANCES ARE:
1 PLACE DECIMAL ±.2 [±.01] ANGULAR: ±1.0°
2 PLACE DECIMAL ±.10 [±.004] SURFACE ROUGHNESS 16/

REMOVE ALL BURRS AND BREAK SHARP EDGES.
SURFACE TEXTURE TO BE IN ACCORDANCE WITH LATEST ANSI B46.1
DIMENSIONING & TOLERANCING IN ACCORDANCE WITH LATEST ANSI Y14.5

PROPRIETARY NOTE: "THE INFORMATION CONTAINED ON THIS DOCUMENT IS CONSIDERED TO BE CONFIDENTIAL MATERIAL PROPRIETARY TO RF CIRCULATOR ISOLATOR Inc. (RFCI) AND IS PROVIDED SOLELY FOR INFORMATION PURPOSES. THIS INFORMATION SHALL NOT BE USED BY ANYONE OTHER THAN RFCI TO DESIGN OR CONSTRUCT ANY OF THE ITEMS DEPICTED, NOR SHALL IT BE DISCLOSED, DUPLICATED, OR COPIED FOR ANY PURPOSE, NOR MADE AVAILABLE TO ANY THIRD PARTY WITHOUT THE PRIOR WRITTEN CONSENT OF A RFCI OFFICIAL."

DO NOT SCALE DRAWING

THIRD ANGLE PROJECTION



APPROVALS

DATE

DRAWN BY: HV 04/19/13

CHECKED BY: P.T 04/20/13

DESIGN BY: P.T 12/12/12

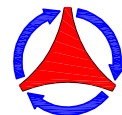
ENGINEER BY: P.T 01/15/13

MFG. ENGR. L.T 04/21/13

Q.A.

PROG. MGMT/MKT

RFCI



TITLE

OUTLINE/SPECS

SIZE

A

CAGE NO.

DWG NO.

SL2157-A30-OS

REV.

1

SCALE: FULL

SHEET 1 OF 1