



## WR-137 Flexible Waveguide Twist With a CPR-137G Flange Operating From 5.85 GHz to 8.2 GHz

### Waveguide Twists Technical Data Sheet

PE-W137TF006-24

#### Features

- Twenty four inch long WR-137 waveguide
- Twistable
- Flexes in both the E and H plane
- Neoprene sleeve allows pressurization
- 5.85 GHz to 8.2 GHz Frequency Range
- Brass flanges with a silver plated brass body

#### Applications

- Simplifies positioning parabolic reflectors for line of sight microwave radio links.
- Test Benches
- Eliminates installation problems caused by misalignment.
- Allows expansion/contraction due to thermal issues.
- Pressurized waveguide systems
- Provides vibration isolation
- Microwave Radio

#### Description

The PE-W137TF006-24 is part of Pasternack's family of flexible, twistable waveguides which operates in the 5.85 to 8.2 GHz range. The waveguide body is made of a helically wound silver coated brass strip. It can be twisted and/or bent in both the E and H planes without impairing VSWR or attenuation. The waveguide is covered by a neoprene jacket which protects the waveguide, provides mechanical support and allows the waveguide to be pressurized.

#### Electrical Specifications

Description	Minimum	Typical	Maximum	Units
Frequency Range	5.85		8.2	GHz
VSWR		1.05:1		
Insertion Loss		0.14		dB

#### Mechanical Specifications

Waveguide Size	WR-137
Waveguide Design	Twistable
Section Length	24 in [609.6 mm]
E-Plane Minimum Bend Radius, One Time	4 in [101.6 mm]
E-Plane Minimum Bend Radius, Repeated	16 in [406.4 mm]
H-Plane Minimum Bend Radius, One Time	8 in [203.2 mm]
H-Plane Minimum Bend Radius, Repeated	32 in [812.8 mm]
Maximum Offset Rotation, One Time	64 degrees/ft
Maximum Offset Rotation, Repeated	16 degrees/ft
Maximum Operating Pressure	30 psig

Click the following link (or enter part number in "SEARCH" on website) to obtain additional part information including price, inventory and certifications: [WR-137 Flexible Waveguide Twist With a CPR-137G Flange Operating From 5.85 GHz to 8.2 GHz PE-W137TF006-24](#)



WR-137 Flexible Waveguide Twist With a CPR-137G  
Flange Operating From 5.85 GHz to 8.2 GHz

Waveguide Twists Technical Data Sheet

PE-W137TF006-24

Description	Flange 1	Waveguide	Flange 2
Interface	CPR-137G	WR-137	CPR-137G
Material	Brass	Brass	Brass
Plating		Silver	
Color	Gold	Black	Gold

**Environmental Specifications**

**Compliance Certifications** (visit [www.Pasternack.com](http://www.Pasternack.com) for current document)

RoHS Compliant

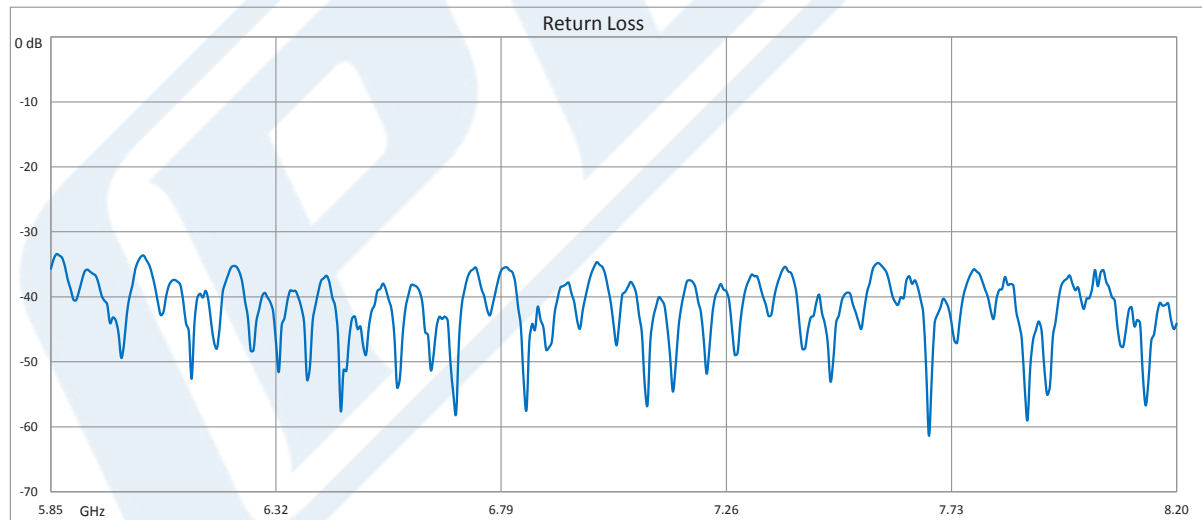
REACH Compliant

12/17/2014

**Plotted and Other Data**

Notes:

**Typical Performance Data**



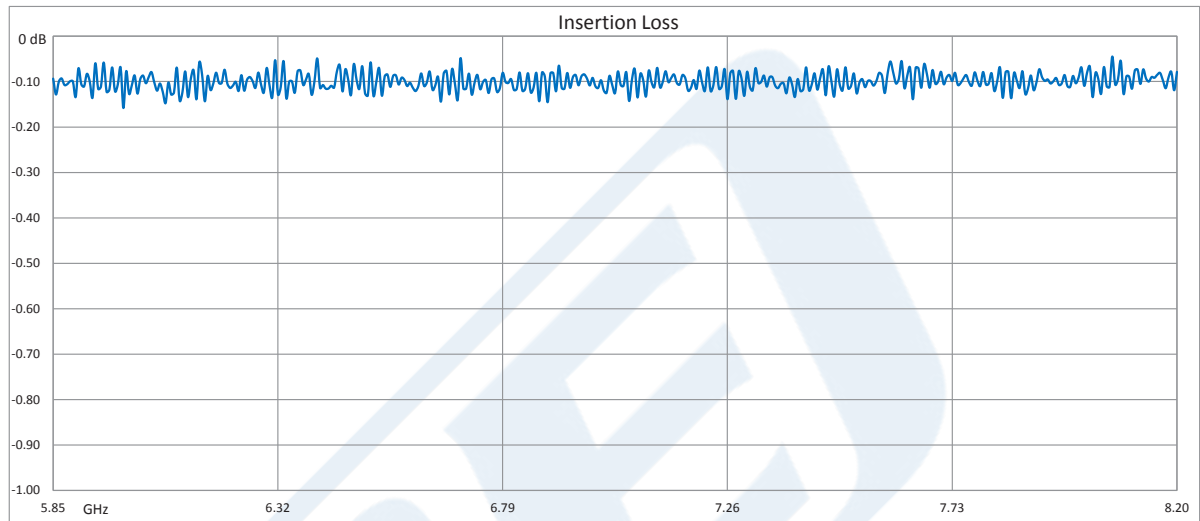
Click the following link (or enter part number in "SEARCH" on website) to obtain additional part information including price, inventory and certifications: [WR-137 Flexible Waveguide Twist With a CPR-137G Flange Operating From 5.85 GHz to 8.2 GHz PE-W137TF006-24](#)



WR-137 Flexible Waveguide Twist With a CPR-137G  
Flange Operating From 5.85 GHz to 8.2 GHz

Waveguide Twists Technical Data Sheet

PE-W137TF006-24



WR-137 Flexible Waveguide Twist With a CPR-137G Flange Operating From 5.85 GHz to 8.2 GHz from Pasternack Enterprises has same day shipment for domestic and International orders. Our RF, microwave and millimeter wave products maintain a 99% availability and are part of the broadest selection in the industry.

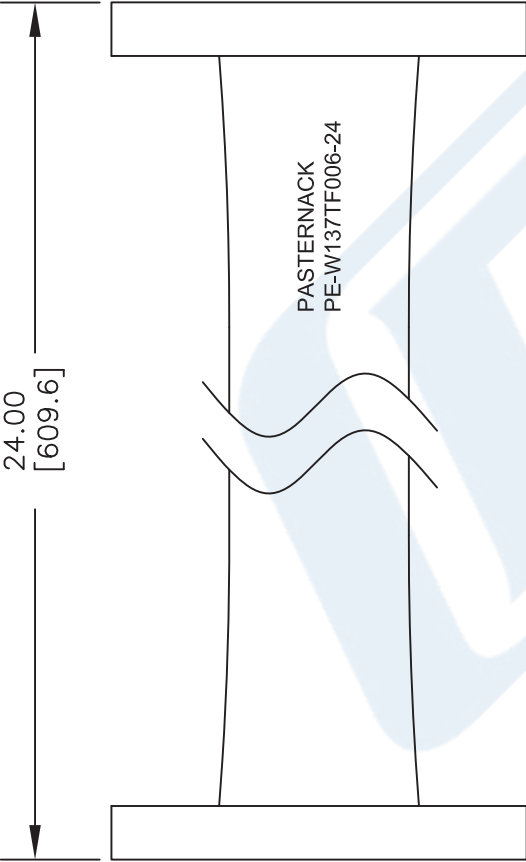
Click the following link (or enter part number in "SEARCH" on website) to obtain additional part information including price, inventory and certifications: [WR-137 Flexible Waveguide Twist With a CPR-137G Flange Operating From 5.85 GHz to 8.2 GHz PE-W137TF006-24](http://www.pasternack.com/wr-137-flexible-waveguide-twist-cpr137g-5.85-8.2-ghz-pe-w137tf006-24-p.aspx)

URL: <http://www.pasternack.com/wr-137-flexible-waveguide-twist-cpr137g-5.85-8.2-ghz-pe-w137tf006-24-p.aspx>

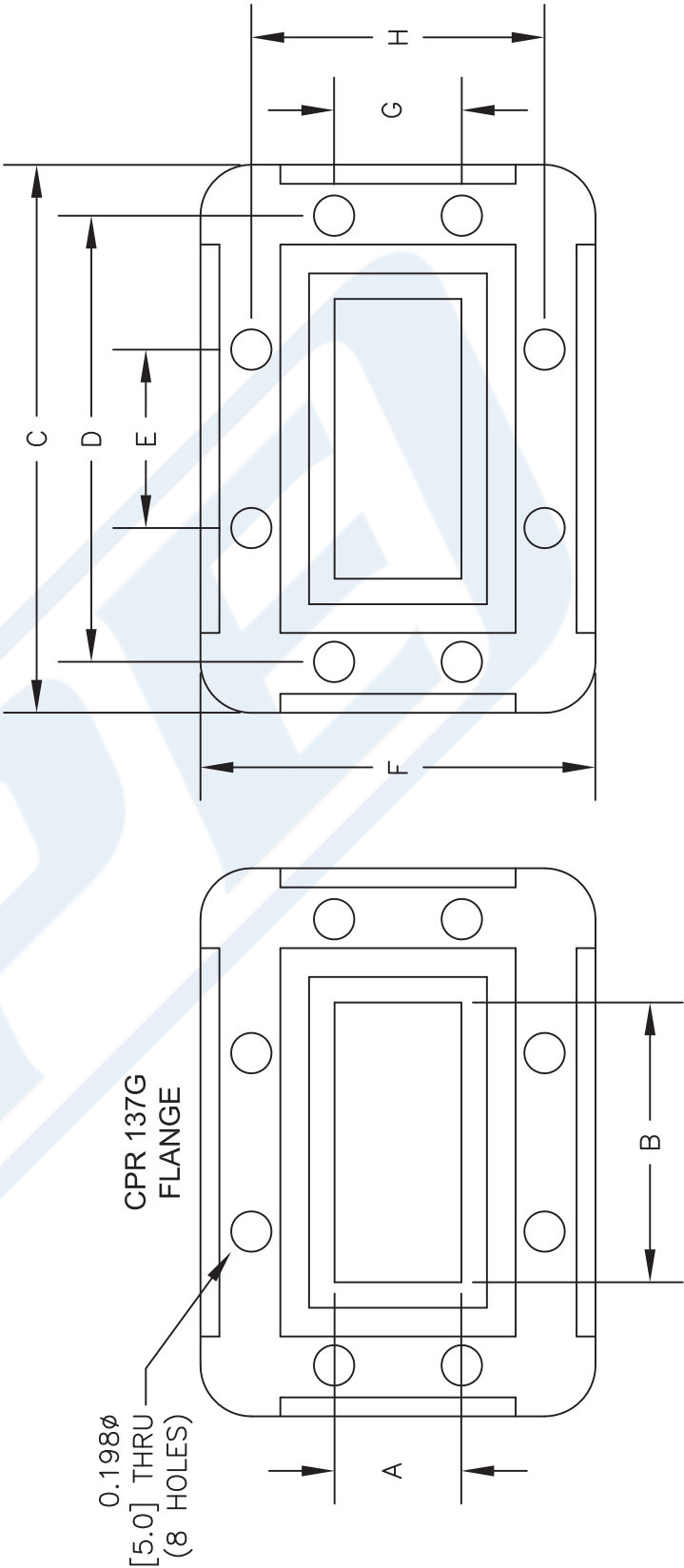
The information contained in this document is accurate to the best of our knowledge and representative of the part described herein. It may be necessary to make modifications to the part and/or the documentation of the part, in order to implement improvements. Pasternack reserves the right to make such changes as required. Unless otherwise stated, all specifications are nominal. Pasternack does not make any representation or warranty regarding the suitability of the part described herein for any particular purpose, and Pasternack does not assume any liability arising out of the use of any part or documentation.

PE-W137TF006-24 CAD Drawing

WR-137 Flexible Waveguide Twist With a CPR-137G  
Flange Operating From 5.85 GHz to 8.2 GHz



CPR 137G	Dimension	Inches	mm
A		0.622	15.80
B		1.372	34.85
C		2.687	68.25
D		2.188	55.58
E		0.875	22.23
F		1.937	49.20
G		0.626	15.90
H		1.438	36.53



NOTES:  
1. UNLESS OTHERWISE SPECIFIED ALL DIMENSIONS ARE NOMINAL.  
2. ALL SPECIFICATIONS ARE SUBJECT TO CHANGE WITHOUT NOTICE AT ANY TIME.  
3. DIMENSIONS ARE IN INCHES [mm].

DWG TITLE  
**PE-W137TF006-24**

FSCM NO. 53919

2233

**PE PASTERNAK®**  
THE ENGINEER'S RF SOURCE

Pasternack Enterprises, Inc.  
P.O. Box 16759 | Irvine | CA | 92623  
Phone: (949) 261-1920 | Fax: (949) 261-7451  
Website: www.pasternack.com | E-Mail: sales@pasternack.com