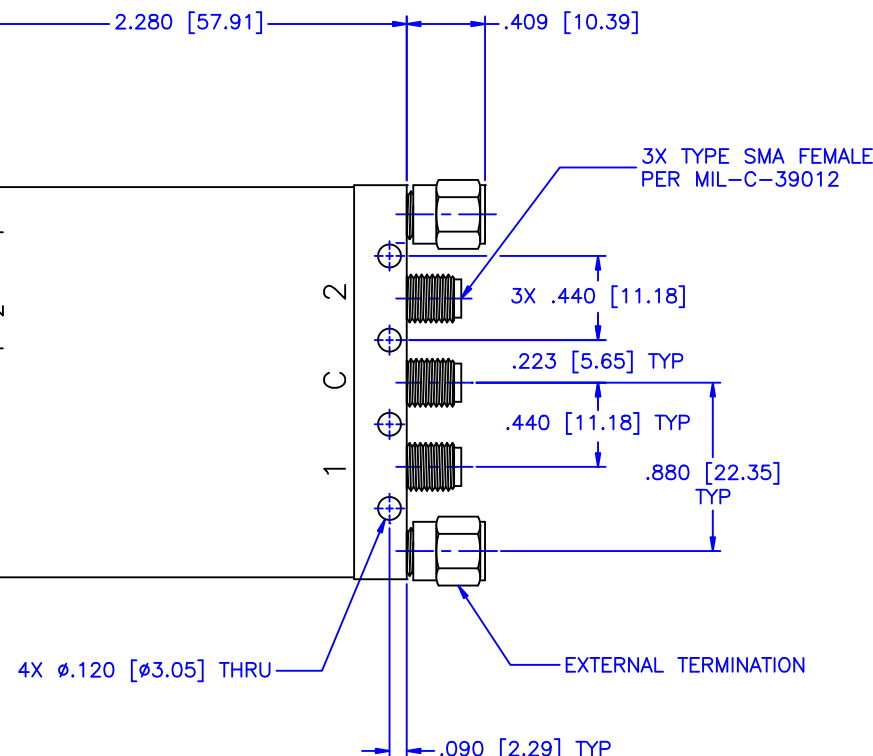
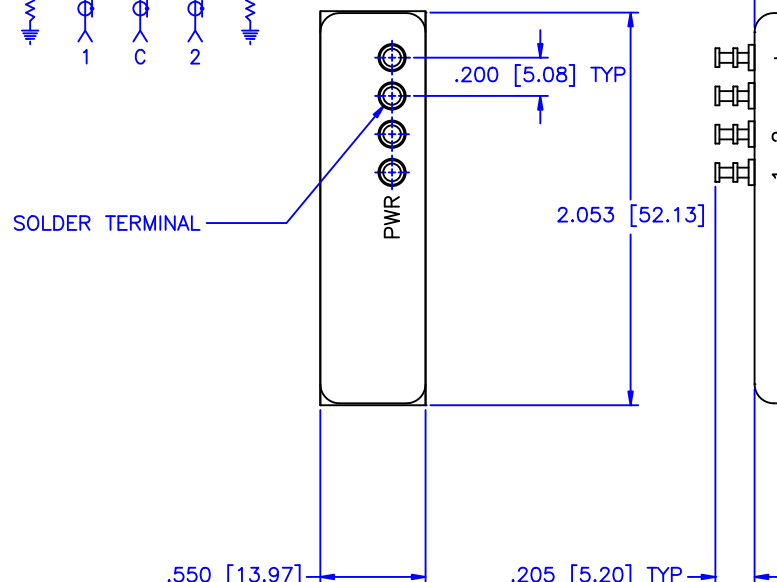
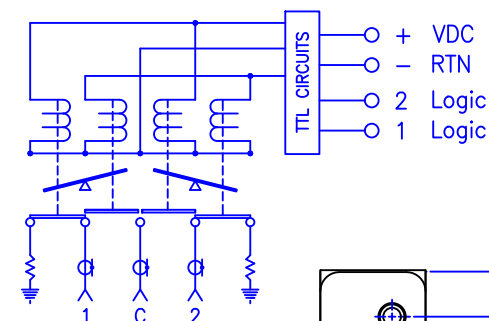


REVISIONS				
ZONE	REV	DESCRIPTION	Date	APPROVED



MECHANICAL

CONTACT: BREAK BEFORE MAKE
ACTUATOR: LATCHING
SWITCHING SPEED: 20 mSEC MAX

ELECTRICAL

ACTUATOR VOLTAGE: 28.0±3.0 Vdc
ACTUATOR CURRENT: 0.075 A MAX @ 28.0 Vdc
POWER HANDLING: 200W CW @ 1.0 GHz
IMPEDANCE: 50 Ohms

ENVIRONMENTAL

OPERATING TEMP: -54° C TO +90° C
SINE VIBRATION: 30 G'S rms
LIFE: 1,000,000 CYCLES
RANDOM VIBRATION: 20 G'S rms

SPECIFICATION:

FREQUENCY RANGE (GHz):	DC-2.0	2.0-4.0	4.0-8.0	8.0-12.4	12.4-18.0
VSWR (Max.):	1.20:1	1.25:1	1.30:1	1.40:1	1.50:1
INSERTION LOSS (dB):	0.20	0.25	0.30	0.40	0.50
ISOLATION (dB):	90	80	80	70	60

MATERIAL:				MICROWAVE COMMUNICATIONS LABORATORIES INC. 7255 30TH AVE. N. SAINT PETERSBURG, FL 33710 TEL: (727) 344-6254 FAX: (727) 381-6116 http://WWW.MCLI.COM		SCALE: N/A			
				UNLESS OTHERWISE SPECIFIED: TOLERANCES IN (INCHES) OR (mm) (MILLIMETERS) FRACTIONS: ± 1/64 DECIMALS: ±.01 ±.005 ANGLE: ±1/2°		SHEET: N/A			
DRAWN: Paiboon Luekhamhan		DATE: 03-12-2009		DRAWING TITLE: ELECTROMECHANICAL SWITCHES					
				PART NO. K45-7-LL					
APPROVED: T. Nguyen		DATE: 03-12-2009		PROPRIETARY NOTICE: THE INFORMATION IN THIS DRAWING IS PROPRIETARY AND SHALL NOT BE USED OR DISCLOSED WITHOUT WRITTEN PERMISSION FROM MICROWAVE COMMUNICATIONS LABORATORIES INC. (MCLI)		CAGE CODE: 0D2L5	SIZE: A	REV: N/A	DWG NO. 84284
						DO NOT SCALE THE DRAWING			