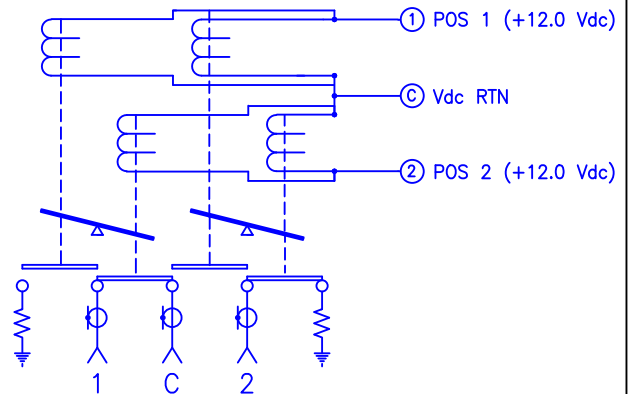
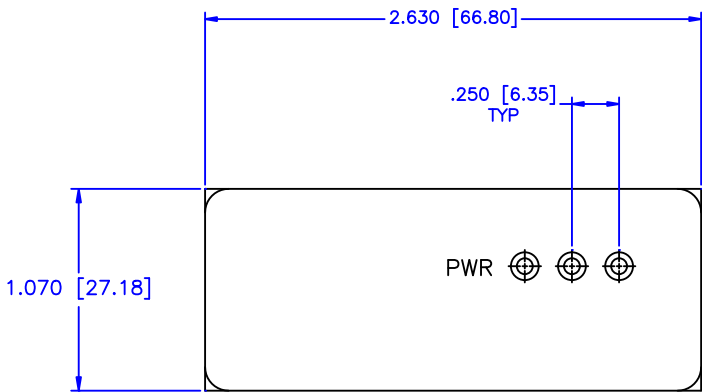
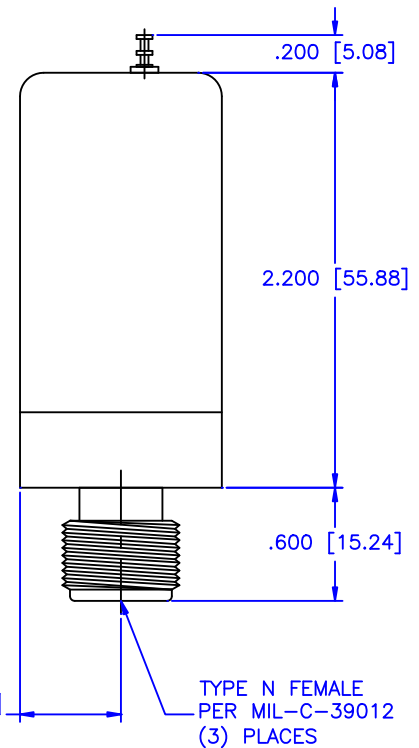
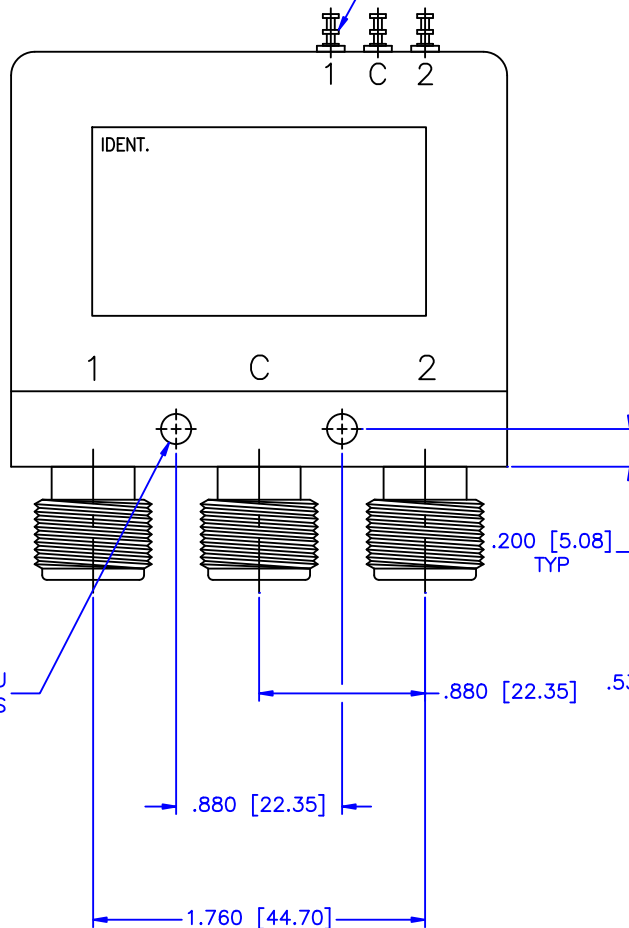


REVISIONS				
ZONE	REV	DESCRIPTION	DATE	APPROVED
	0	ORIGINAL RELEASE	8/25/00	



SOLDER TERMINALS



MATERIAL:		MICROWAVE COMMUNICATIONS LABORATORIES INC. 7255 30TH AVE. N. SAINT PETERSBURG, FL 33710 TEL: (727) 344-6254 FAX: (727) 381-6116 http://WWW.MCLI.COM		SCALE: N/A	
				SHEET: N/A	
DRAWN: Paiboon Luexhamhan DATE: 08-11-2003		UNLESS OTHERWISE SPECIFIED: TOLERANCES IN (INCHES) OR [mm] (MILLIMETERS) FRACTIONS: $\pm 1/64$ DECIMALS: $\pm .01 \pm .005$ ANGLE: $\pm 1/2^\circ$		DRAWING TITLE: ELECTROMECHANICAL SWITCHES	
				PART NO. K6-2-L/12	
APPROVED: T. Nguyen DATE: 08-11-2003		CAGE CODE: 0D2L5		SIZE: V REV: N/A DO NOT SCALE THE DRAWING	DWG NO. 82247