SECURITY CLASSIFICATION

SERVICE DRAWING NUMBER

USED ON

3rd ANGLE PROJECTION

DRAWING TO BE READ IN CONJUNCTION WITH BS 308

0 50 100 150 200 250

MESL MICROWAVE

MOD RECORD STRIKE OFF NUMBER	MOD No	

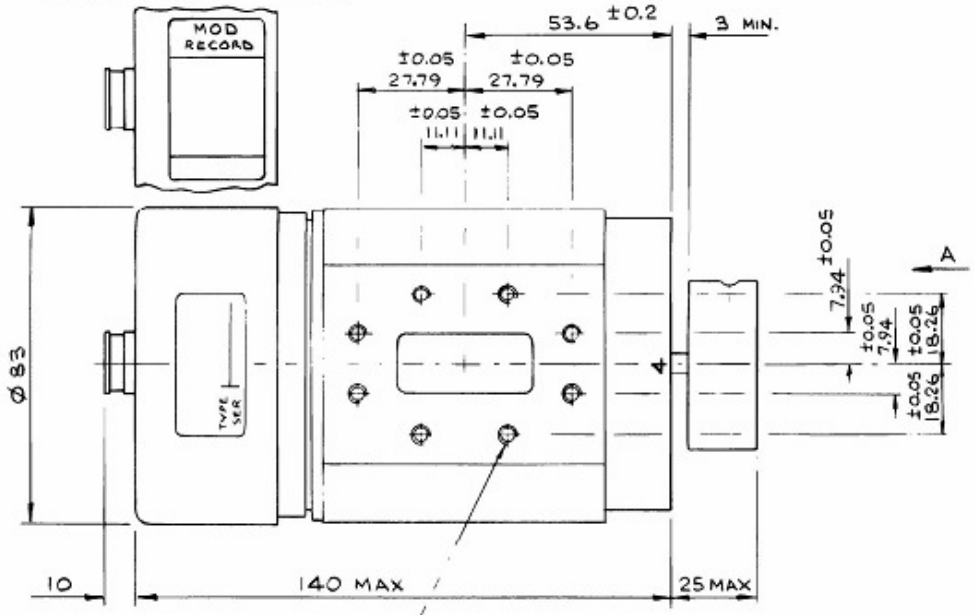

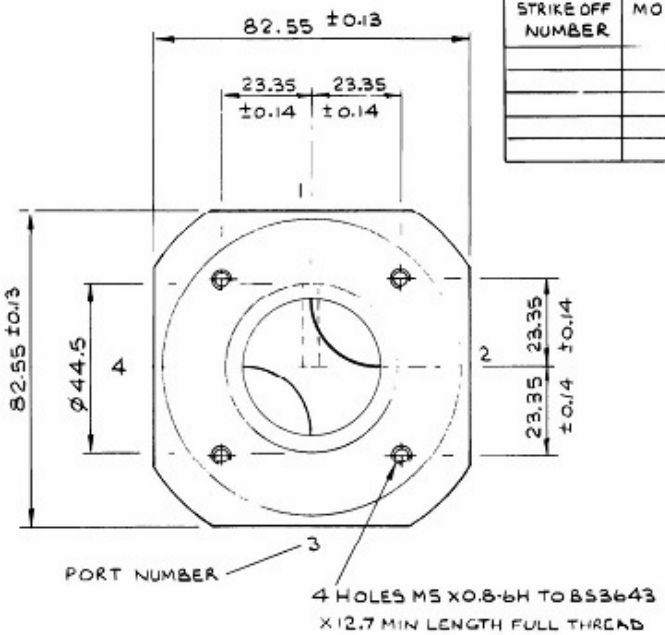

SPECIFICATION

FREQUENCY RANGE	5.85 TO 8.2 GHz
ISOLATION	100dB MIN
INSERTION LOSS	0.01dB APPROX
V.S.W.R	1.04:1
POWER RATING	500 KW PEAK
MAXIMUM PRESSURE	2 P.S.I.
LEAK RATE	5CC/HOUR MAX AT 2PSI

DIN CONNECTOR
5 PIN SOCKET
MATING PLUG SUPPLIED

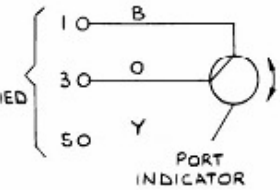

I MAX 500mA NON INDUCTIVE
V MAX 100V
V MIN 2V

CONDITION	V POWER + PIN	V POWER − PIN	PORT REFERENCE IN DIRECTION OF ARROW A	AUXILIARY CIRCUIT CONNECTED PIN	AUXILIARY CIRCUIT CONNECTED PIN
1			1 4 2 3	3	1
2			1 4 2 3	3	5

REF.	FEATURE SIZE	QTY.	SYMBOL	POS. TOL.	ISSUE	DATE	MOD. No.
					2		ECN/M 2609
					1		PRN1363

PROD. RELEASE	ORIGINAL SCALE 1/1 DO NOT SCALE PRINT	MATERIAL SWITCH BODY ALUMINIUM ALLOY	PROTECTIVE FINISH STATOR ALOCROM 1200	GENERAL TOLERANCES UNLESS OTHERWISE STATED ±0.5	SECURITY CLASSIFICATION
ENG. APP.	DIMENSIONS IN m.m.			FINISH TO BE ✓ UNLESS OTHERWISE STATED	CONTRACTOR'S DRAWING NUMBER A2/5712 — SHEET 1 OF 1 SHEETS
CHECKED	CERTIFIED AT ISSUE			RESPONSIBLE AUTHORITY	SERVICE DRAWING NUMBER
DRAWN A.W.				TITLE OUTLINE DRG ROTARY SWITCH TYPE Nº MWS14-42/5712	