



MMCX Plug Right Angle Connector Crimp/ Solder Attachment For RG178, RG196

TECHNICAL DATA SHEET

PE4899

MMCX Plug Right Angle Connector Crimp/Solder Attachment For RG178, RG196

Configuration

Connector	MMCX Plug
Connector Specification	BS EN 122340
Connector Interface Type	RG178, RG196
Cable Attachment Method (Shield/Contact)	Crimp/Solder
Body Style	Right Angle

Electrical Specifications

Frequency Range, GHz	DC to 6
Impedance, Ohms	50
Maximum VSWR	1.35:1
Maximum Operating Voltage, Volts	170
Dielectric Withstanding Voltage, Vrms	500

Mechanical Specifications

Temperature

Operating Range, deg C	-55 to +155
------------------------	-------------

Size

Length, in [mm]	0.354 [8.99]
Width/Dia., in [mm]	0.126 [3]
Height, in [mm]	0.276 [7.01]
Weight, lbs [g]	0.002 [0.91]

Connector

Type	MMCX Plug
Contact Material and Plating	Brass, Gold
Contact Plating Specification	30µ in. minimum
Body Material and Plating	Brass, Gold
Body Plating Specification	3µ in. minimum
Dielectric Type	Teflon

Compliance Certifications (visit www.Pasternack.com for current document)

RoHS Compliant	Yes
----------------	-----

Plotted and Other Data

Notes:	Values at 25 °C, sea level
--------	----------------------------

Click the following link (or enter part number in "SEARCH" on website) to obtain additional part information including price, inventory and certifications: [MMCX Plug Right Angle Connector Crimp/Solder Attachment For RG178, RG196 PE4899](#)

The information contained in this document is accurate to the best of our knowledge and representative of the part described herein. It may be necessary to make modifications to the part and/or the documentation of the part, in order to implement improvements. Pasternack reserves the right to make such changes as required. Unless otherwise stated, all specifications are nominal.



MMCX Plug Right Angle Connector Crimp/
Solder Attachment For RG178, RG196

TECHNICAL DATA SHEET

PE4899


URL: <http://www.pasternack.com/mmcx-plug-standard-rg178-rg196-connector-pe4899-p.aspx>

MMCX Plug Right Angle Connector Crimp/Solder Attachment For RG178, RG196 from Pasternack Enterprises has same day shipment for domestic and International orders. We maintain 99% availability of the industry's broadest selection of RF, microwave and fiber optic products.

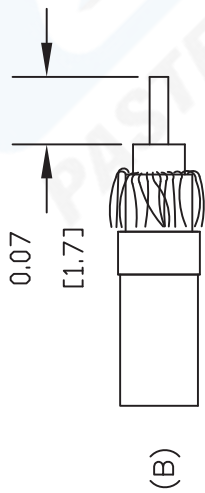
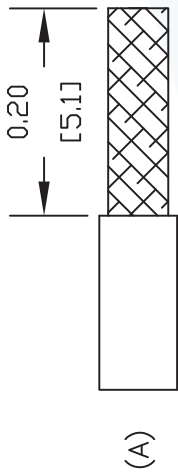
The information contained in this document is accurate to the best of our knowledge and representative of the part described herein. It may be necessary to make modifications to the part and/or the documentation of the part, in order to implement improvements. Pasternack reserves the right to make such changes as required. Unless otherwise stated, all specifications are nominal.

PE4899 CAD Drawing

MMCX Plug Right Angle Connector Crimp/Solder Attachment For RG178, RG196



INSERT

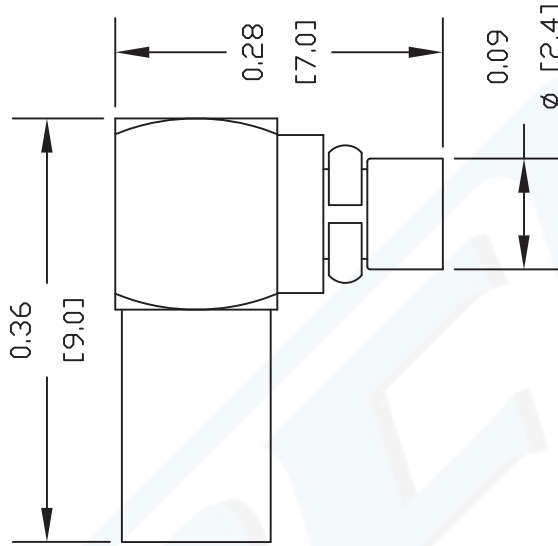


STRIPPING DIMENSIONS ASSEMBLY PROCEDURES

1. STRIP CABLE AS SHOWN IN (A). DO NOT NICK BRAID WHILE CUTTING JACKET.
2. SLIDE INSERT OVER BRAID AND AGAINST JACKET, FORM BRAID OVER INSERT. TRIM BRAID BACK TO SHOULDER. CUT DIELECTRIC AND CENTER CONDUCTOR TO DIMENSION SHOWN IN (B) TIN CENTER CONDUCTOR.
3. INSTALL CABLE INTO BODY OF CONNECTOR AND SOFT SOLDER CENTER CONDUCTOR.
4. CRIMP FERRULE & PRESS CAP DOWN.

CRIMP SIZE REQUIRED

FERRULE: .105" HEX CRIMP TOOL



DWG TITLE

PE4899

- NOTES:
1. UNLESS OTHERWISE SPECIFIED ALL DIMENSIONS ARE NOMINAL.
 2. ALL SPECIFICATIONS ARE SUBJECT TO CHANGE WITHOUT NOTICE AT ANY TIME.
 3. DIMENSIONS ARE IN INCHES [mm].
 4. FITS MIL-C-17 AND EQUIVALENT CABLES.

REV. - FSCM NO. 53919 CAD FILE 061302 SCALE N/A SIZE A 127



Pasternack Enterprises, Inc.
P.O. Box 16759 | Irvine | CA | 92623

Phone: (949) 261-1920 | Fax: (949) 261-7451
Website: www.pasternack.com | E-Mail: sales@pasternack.com