



UHF Male Connector Clamp/Solder Attachment For RG58, RG55, RG141, RG142, RG223, RG400

TECHNICAL DATA SHEET

PE44052

UHF Male Connector Clamp/Solder Attachment For RG58, RG55, RG141, RG142, RG223, RG400

Configuration

Connector	UHF Male
Connector Interface Type	RG58, RG55, RG141, RG142, RG223, RG400
Cable Attachment Method (Shield/Contact)	Clamp/Solder
Body Style	Straight

Electrical Specifications

Frequency Range, MHz	DC to 300
Impedance, Ohms	50
Maximum Operating Voltage, Volts	500
Dielectric Withstanding Voltage, Vrms	1,500

Mechanical Specifications

Temperature

Operating Range, deg C	-55 to +85
------------------------	------------

Size

Length, in [mm]	1.26 [32]
Width/Dia., in [mm]	0.7 [18]
Weight, lbs [g]	0.055 [24.95]

Connector

Type	UHF Male
Contact Material and Plating	Brass, Gold
Coupling Nut Material and Plating	Brass, Nickel
Coupling Nut Plating Specification	100µ in. minimum
Body Material and Plating	Brass, Nickel
Body Plating Specification	100µ in. minimum
Dielectric Type	Teflon

Compliance Certifications (visit www.Pasternack.com for current document)

RoHS Compliant	Yes
----------------	-----

Plotted and Other Data

Notes:	Values at 25 °C, sea level
--------	----------------------------

URL: <http://www.pasternack.com/uhf-male-standard-rg58-rg55-rg141-rg142-rg223-rg400-connector-pe44052-p.aspx>

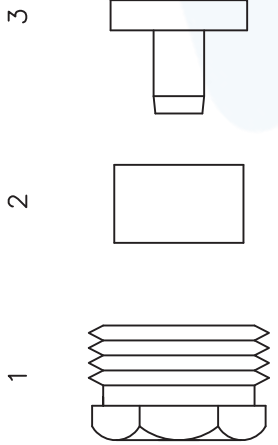
UHF Male Connector Clamp/Solder Attachment For RG58, RG55, RG141, RG142, RG223, RG400 from Pasternack Enterprises has same day shipment for domestic and International orders. We maintain 99% availability of the industry's broadest selection of RF, microwave and fiber optic products.

The information contained in this document is accurate to the best of our knowledge and representative of the part described herein. It may be necessary to make modifications to the part and/or the documentation of the part, in order to implement improvements. Pasternack reserves the right to make such changes as required. Unless otherwise stated, all specifications are nominal.

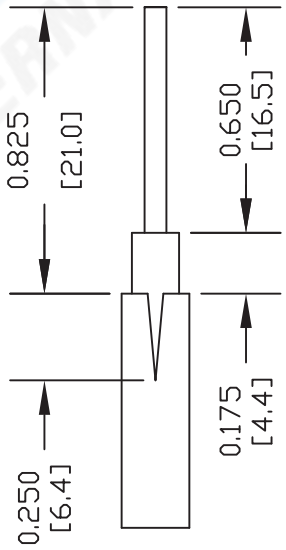
PE44052 CAD Drawing

UHF Male Connector Clamp/Solder Attachment For RG58,
RG55, RG141, RG142, RG223, RG400

ASSEMBLY PROCEDURES

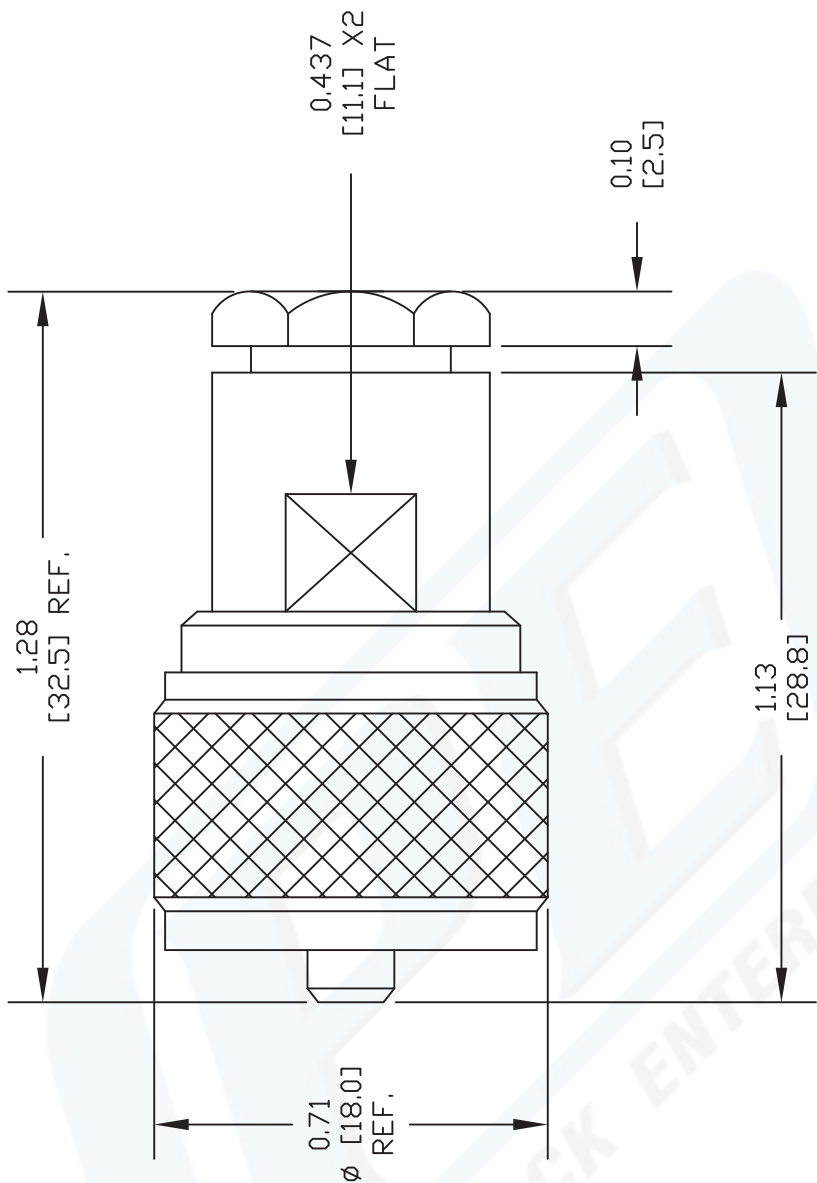


1. SLIDE CLAMP NUT (1) & GASKET (2) OVER CABLE.
STRIP CABLE AS SHOWN BELOW



STRIPPING DIMENSIONS

2. INSERT BRAID CLAMP (3) BETWEEN BRAID &
DIELECTRIC. INSERT ASSEMBLY INTO BODY.
THEN SOLDER CENTER CONDUCTOR TO
CONTACT AND TIGHTEN.



PE PASTERNAK®
Pasternack Enterprises, Inc.
P.O. Box 16759 | Irvine | CA | 92623
Phone: (949) 261-1920 | Fax: (949) 261-7451
Website: www.pasternack.com | E-Mail: sales@pasternack.com

DWG TITLE
PE44052
FSCM NO. 53919

NOTES:
1. UNLESS OTHERWISE SPECIFIED ALL DIMENSIONS ARE NOMINAL.
2. ALL SPECIFICATIONS ARE SUBJECT TO CHANGE WITHOUT NOTICE AT ANY TIME.
3. DIMENSIONS ARE IN INCHES [mm].
4. FITS MIL-C-17 AND EQUIVALENT CABLES.

CAD FILE 012213-A SCALE N/A SIZE A 2231