



REVISIONS				
ZONE	REV	DESCRIPTION	DATE	APPROVED

SPECIFICATIONS

FREQUENCY RANGE (GHz):	DC-2	2-4	4-8
VSWR (Max.):	1.20:1	1.25:1	1.30:1
INSERTION LOSS (dB):	0.20	0.25	0.30
ISOLATION (dB):	90	80	80

MECHANICAL

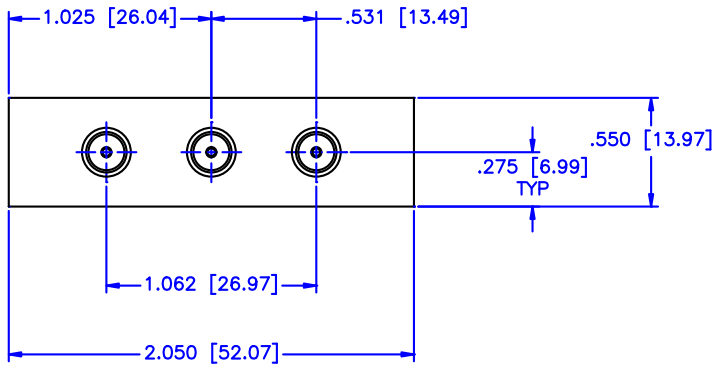
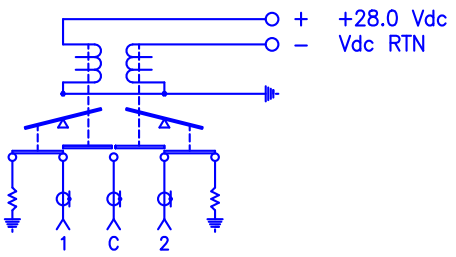
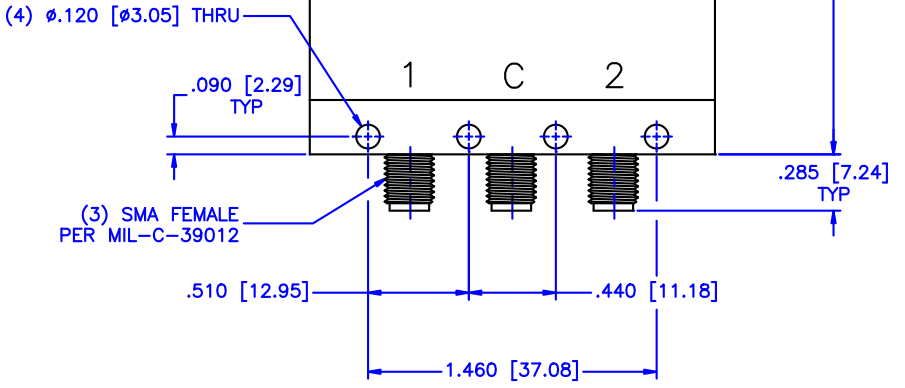
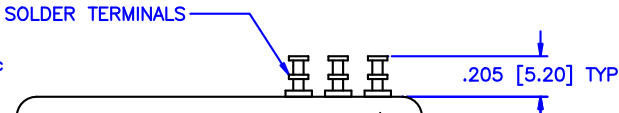
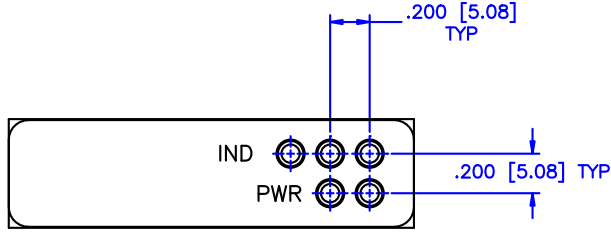
CONTACT: BREAK BEFORE MAKE
ACTUATOR: FAILSAFE
SWITCHING SPEED: 20 mSEC MAX

ELECTRICAL

ACTUATOR VOLTAGE: 28.0 Vdc
ACTUATOR CURRENT: 0.100 A MAX @ 28.0 Vdc
POWER HANDLING: 200W CW @ 1.0 GHz
IMPEDANCE: 50 Ohms

ENVIRONMENTAL

OPERATING TEMP: -54° C TO +90° C
SINE VIBRATION: 30 G'S rms
LIFE: 1,000,000 CYCLES
RANDOM VIBRATION: 20 G'S rms



MATERIAL:		MCLI MICROWAVE COMMUNICATIONS LABORATORIES INC. 7255 30TH AVE. N. SAINT PETERSBURG, FL 33710 TEL: (727) 344-6254 FAX: (727) 381-6116 http://WWW.MCLI.COM		SCALE:	N/A
				SHEET:	N/A
DRAWN: Paiboon Luekhamhan		DATE: 04-02-2001		DRAWING TITLE:	
				ELECTROMECHANICAL SWITCHES	
APPROVED: T. Nguyen		DATE: 04-02-2001		PART NO.	
				K4-5-F	
				CAGE CODE:	OD2L5
				SIZE:	A
				REV:	N/A
				DWG NO.	82357
				DO NOT SCALE THE DRAWING	

