

# Surface Mount RF Transformer

50Ω

125 to 135 MHz

TC4-1W-7A+



## Maximum Ratings

Operating Temperature	-40°C to 85°C
Storage Temperature	-55°C to 100°C
RF Power	0.25W
DC Current	30mA
Permanent damage may occur if any of these limits are exceeded.	

## Pin Connections

PRIMARY DOT	6
PRIMARY	4
SECONDARY DOT	1
SECONDARY	3
SECONDARY CT	2
NOT USED	5

## Features

- good return loss
- impedance matching
- plastic base with leads
- aqueous washable

## Applications

- catv

CASE STYLE: AT224-1  
PRICE: \$2.19 ea. QTY (20)  
\$1.19 ea. QTY (100)

### +RoHS Compliant

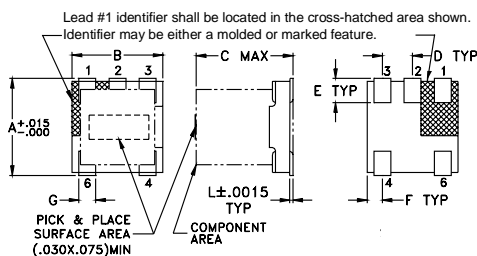
The +Suffix identifies RoHS Compliance. See our web site for RoHS Compliance methodologies and qualifications



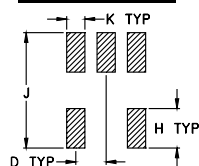
Available Tape and Reel  
at no extra cost

Reel Size	Devices/Reel
7"	20, 50, 100, 200, 500
13"	1000, 2000

## Outline Drawing AT224-1



### PCB Land Pattern

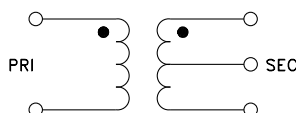


Suggested Layout,  
Tolerance to be within ±.002

## Outline Dimensions (inch/mm)

A	B	C	D	E	F
.150	.150	.160	.050	.040	.025
3.81	3.81	4.06	1.27	1.02	0.64
G	H	J	K	L	wt
.028	.065	.190	.030	.007	grams
0.71	1.65	4.83	0.76	0.18	0.15

## Config. A

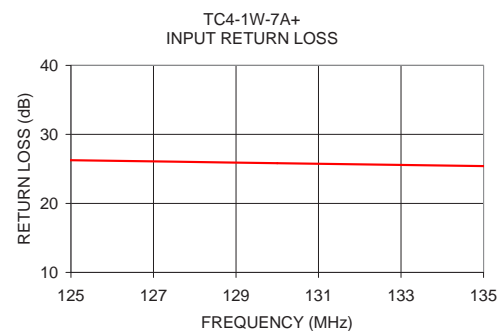
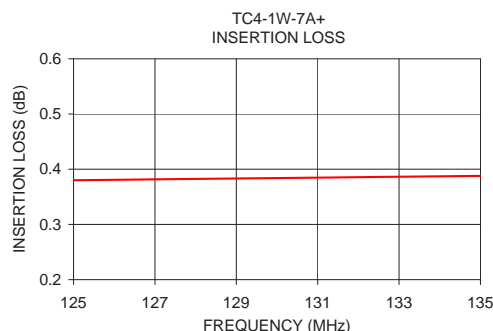


## Transformer Electrical Specifications

Ω RATIO (Secondary/Primary)	FREQUENCY (MHz)	INSERTION LOSS		
		3 dB MHz	2 dB MHz	1 dB MHz
4	125-135	—	—	125-135

## Typical Performance Data

FREQUENCY (MHz)	INSERTION LOSS (dB)	INPUT R. LOSS (dB)
100.0	0.36	28.39
105.0	0.36	27.96
110.0	0.37	27.54
120.0	0.38	26.68
125.0	0.38	26.26
130.0	0.38	25.83
135.0	0.39	25.40
140.0	0.39	24.97
145.0	0.40	24.55
150.0	0.40	24.12



### Notes

- A. Performance and quality attributes and conditions not expressly stated in this specification document are intended to be excluded and do not form a part of this specification document.  
B. Electrical specifications and performance data contained in this specification document are based on Mini-Circuit's applicable established test performance criteria and measurement instructions.  
C. The parts covered by this specification document are subject to Mini-Circuits standard limited warranty and terms and conditions (collectively, "Standard Terms"); Purchasers of this part are entitled to the rights and benefits contained therein. For a full statement of the Standard Terms and the exclusive rights and remedies thereunder, please visit Mini-Circuits' website at [www.minicircuits.com/MCLStore/terms.jsp](http://www.minicircuits.com/MCLStore/terms.jsp)



[www.minicircuits.com](http://www.minicircuits.com) P.O. Box 35166, Brooklyn, NY 11235-0003 (718) 934-4500 sales@minicircuits.com

REV. OR  
M124534  
TC4-1W-7A+  
IG/CP/AM  
131216  
Page 1 of 1