


# Frequency Synthesizer

DSN-2000A-419+

50Ω 1420 to 2000 MHz

## The Big Deal

- Fractional N synthesizer
- Low phase noise and spurious



CASE STYLE: KL1294

## Product Overview

The DSN-2000A-419+ is a Frequency Synthesizer, designed to operate from 1420 to 2000 MHz for Military and Avionics application. The DSN-2000A-419+ is packaged in a metal case (size of 1.250" x 1.000" x 0.232") to shield against unwanted signals and noise.

## Key Features

Feature	Advantages
Low phase noise and spurious: <ul style="list-style-type: none"><li>• Phase Noise: -98 dBc/Hz typ. @ 10 kHz offset</li><li>• Step Size Spurious: -80 dBc typ.</li><li>• Comparison Spurious: -100 dBc typ.</li><li>• Reference Spurious: -100 dBc typ.</li></ul>	Low phase noise and spurious improve system EVM (Error Vector Magnitude).
Robust design and construction	To enhance the robustness of DSN-2000A-419+, each internal component is secured to the substrate with chip bonder, thereby eliminating the risk of tombstoning during subsequent solder reflow operations by the customer.



IF/RF MICROWAVE COMPONENTS • ISO 9001 ISO 14001 AS9100 CERTIFIED RoHS compliant  
P.O. Box 350166, Brooklyn, New York 11235-0003 (718) 934-4500 Fax (718) 332-4661



The Design Engineers Search Engine finds the model you need, Instantly • For detailed performance specs & shopping online see



Notes: 1. Performance and quality attributes and conditions not expressly stated in this specification sheet are intended to be excluded and do not form a part of this specification sheet. 2. Electrical specifications and performance data contained herein are based on Mini-Circuit's applicable established test performance criteria and measurement instructions. 3. The parts covered by this specification sheet are subject to Mini-Circuits standard limited warranty and terms and conditions (collectively, "Standard Terms"); Purchasers of this part are entitled to the rights and benefits contained therein. For a full statement of the Standard Terms and the exclusive rights and remedies thereunder, please visit Mini-Circuits' website at [www.minicircuits.com/MCStore/terms.jsp](http://www.minicircuits.com/MCStore/terms.jsp).

50Ω 1420 to 2000 MHz

## Features


- Fractional N synthesizer
- Integrated VCO + PLL
- Low phase noise and spurious
- Robust design and construction
- Operating voltage (VCC VCO=+8V, VCC PLL=+15V)

## Applications

- Military and Avionics

## General Description

The DSN-2000A-419+ is a Frequency Synthesizer, designed to operate from 1420 to 2000 MHz for military and avionics application. The DSN-2000A-419+ is packaged in a metal case (size of 1.250" x 1.000" x 0.232") to shield against unwanted signals and noise. To enhance the robustness of DSN-2000A-419+, each internal component is secured to the substrate with chip bonder, thereby eliminating the risk of tombstoning during subsequent solder reflow operations by the customer.



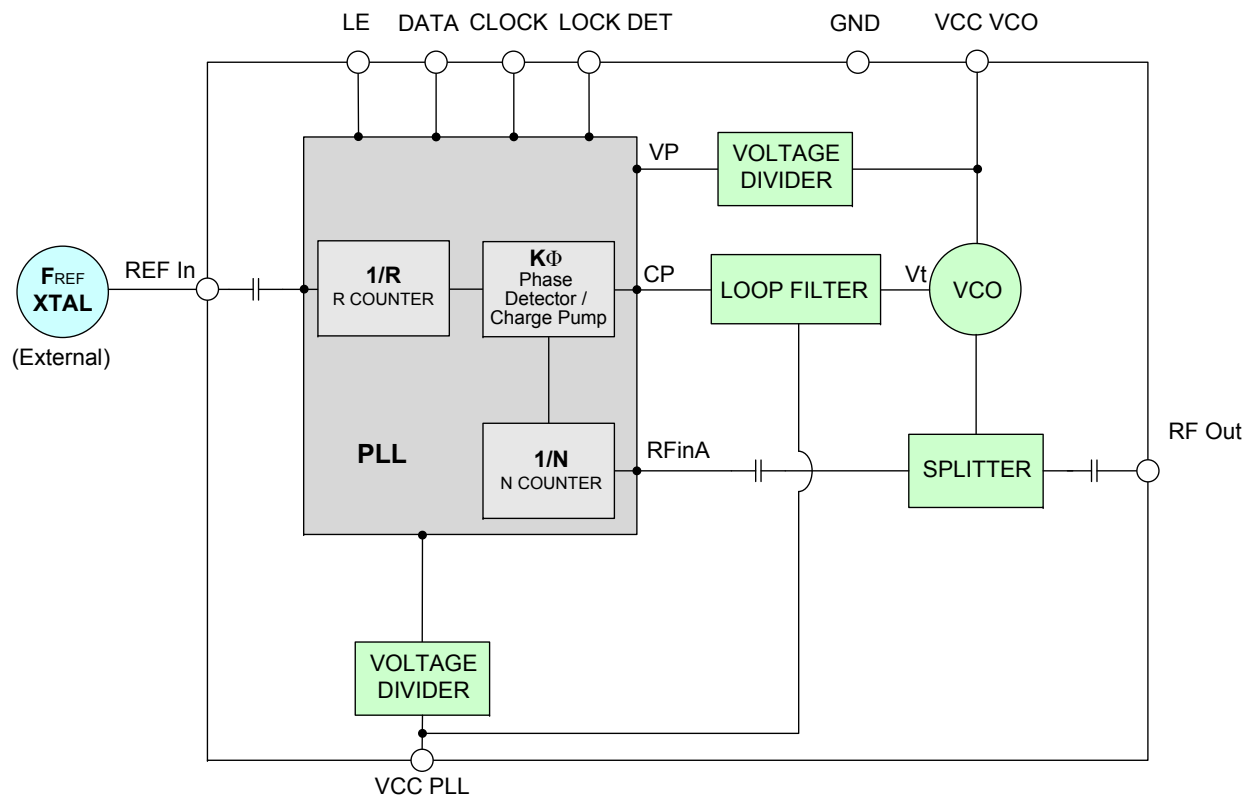
CASE STYLE: KL1294

PRICE: \$45.95 ea. QTY (1-9)

+ RoHS compliant in accordance  
with EU Directive (2002/95/EC)

The +Suffix has been added in order to identify RoHS  
Compliance. See our web site for RoHS Compliance  
methodologies and qualifications.

## Simplified Schematic



IF/RF MICROWAVE COMPONENTS • ISO 9001 ISO 14001 AS9100 CERTIFIED RoHS compliant  
P.O. Box 350166, Brooklyn, New York 11235-0003 (718) 934-4500 Fax (718) 332-4661



The Design Engineers Search Engine finds the model you need, Instantly • For detailed performance specs & shopping online see



Notes: 1. Performance and quality attributes and conditions not expressly stated in this specification sheet are intended to be excluded and do not form a part of this specification sheet. 2. Electrical specifications and performance data contained herein are based on Mini-Circuit's applicable established test performance criteria and measurement instructions. 3. The parts covered by this specification sheet are subject to Mini-Circuits standard limited warranty and terms and conditions (collectively, "Standard Terms"); Purchasers of this part are entitled to the rights and benefits contained therein. For a full statement of the Standard Terms and the exclusive rights and remedies thereunder, please visit Mini-Circuits' website at [www.minicircuits.com/MCStore/terms.jsp](http://www.minicircuits.com/MCStore/terms.jsp).

REV. A  
M127864  
EDR-9872F1  
DSN-2000A-419+  
Category-F8  
RAV  
100630  
Page 2 of 11

**Electrical Specifications** (over operating temperature -32°C to +75°C)

Parameters	Test Conditions	Min.	Typ.	Max.	Units
Frequency Range	-	1420	-	2000	MHz
Step Size	-	-	500	-	KHz
Comparison Frequency	-	-	10	-	MHz
Settling Time	Within $\pm 1$ kHz	-	3	-	mSec
Output Power	-	+2	+4	+6	dBm
SSB Phase Noise	@ 100 Hz offset	-	-79	-	dBc/Hz
	@ 1 kHz offset	-	-97	-89	
	@ 10 kHz offset	-	-98	-93	
	@ 100 kHz offset	-	-112	-105	
	@ 1 MHz offset	-	-143	-137	
Integrated SSB Phase Noise	@ 100 Hz to 1 MHz	-	-51	-	dBc
Step Size Spurious Suppression	Step Size 500 kHz	-	-80	-70	dBc
0.5 Step Size Spurious Suppression	0.5 Step Size 250 KHz	-	-86	-70	
Reference & Comparison Spurious Suppression	Ref. Freq. 10 MHz	-	-100	-80	
Non - Harmonic Spurious Suppression	-	-	-90	-	
Harmonic Suppression	-	-	-44	-30	V
VCO Supply Voltage	+8	+7.75	+8.00	+8.25	
PLL Supply Voltage	+15	+14.75	+15.00	+15.25	
VCO Supply Current	-	-	64	70	mA
PLL Supply Current	-	-	23	31	
Reference Input (External)	Frequency	10 (square wave)	-	10	MHz
	Amplitude	1	-	1	V <sub>P-P</sub>
	Input impedance	-	-	100	K $\Omega$
	Phase Noise @ 1 KHz offset	-	-	-145	dBc/Hz
RF Output port Impedance	-	-	50	-	$\Omega$
Input Logic Level	Input high voltage	-	2.65	-	V
	Input low voltage	-	-	0.65	V
Digital Lock Detect	Locked	-	2.15	-	3.00
	Unlocked	-	-	-	0.40
Frequency Synthesizer PLL	-	ADF4153			
PLL Programming	-	3-wire serial 3V CMOS			
Register Map @ 2000 MHz	R0_Register	-	(MSB) 001100100000000000000000 (LSB)		
	R1_Register	-	(MSB) 000101000100000001010001 (LSB)		
	R2_Register *	-	(MSB) 00000000000000YX10100010 (LSB)		
	R3_Register	-	(MSB) 000000000000001111000111 (LSB)		

**\* Refer to Charge Pump Settings**

FREQ.LOCK [MHz]	Charge Pump Settings	
	Y	X
1420.0 - 1750.0	0	1
1750.5 - 2000.0	1	0

**Absolute Maximum Ratings**

Parameters	Ratings
VCO Supply Voltage	8.5V
PLL Supply Voltage	18.0V
VCO Supply Voltage to PLL Supply Voltage	N.A
Reference Frequency Voltage	0Vmin, +3.6Vmax
Data, Clock, LE Levels	0Vmin, +3.6Vmax
Operating Temperature	-40°C to +85°C
Storage Temperature	-55°C to +100°C

Permanent damage may occur if any of these limits are exceeded



**The Design Engineers Search Engine** finds the model you need, Instantly • For detailed performance specs & shopping online see



Notes: 1. Performance and quality attributes and conditions not expressly stated in this specification sheet are intended to be excluded and do not form a part of this specification sheet. 2. Electrical specifications and performance data contained herein are based on Mini-Circuit's applicable established test performance criteria and measurement instructions. 3. The parts covered by this specification sheet are subject to Mini-Circuits standard limited warranty and terms and conditions (collectively, "Standard Terms"); Purchasers of this part are entitled to the rights and benefits contained therein. For a full statement of the Standard Terms and the exclusive rights and remedies thereunder, please visit Mini-Circuits' website at [www.minicircuits.com/MCStore/terms.jsp](http://www.minicircuits.com/MCStore/terms.jsp).

## Typical Performance Data

FREQUENCY (MHz)	POWER OUTPUT (dBm)			VCO CURRENT (mA)			PLL CURENT (mA)		
	-37°C	+25°C	+85°C	-37°C	+25°C	+85°C	-37°C	+25°C	+85°C
1420	4.56	4.54	4.20	62.26	63.61	64.88	19.98	21.70	23.91
1462	4.43	4.41	4.05	62.32	63.69	64.93	20.90	22.66	24.92
1524	4.54	4.52	4.18	62.40	63.75	64.99	21.00	22.79	25.07
1586	4.47	4.46	4.12	62.46	63.81	65.03	21.00	22.80	25.09
1648	4.51	4.48	4.18	62.47	63.85	65.04	20.92	22.72	25.02
1710	4.42	4.41	4.11	62.44	63.85	65.03	19.97	21.75	24.03
1772	4.43	4.42	4.09	62.47	63.95	65.17	20.88	22.69	25.01
1834	4.61	4.59	4.26	62.37	63.88	65.13	20.99	22.80	25.14
1896	4.46	4.45	4.13	62.30	63.82	65.07	20.98	22.80	25.15
1958	4.48	4.46	4.15	62.26	63.76	65.03	20.90	22.72	25.06
2000	4.38	4.37	4.04	62.26	63.73	65.00	19.95	21.75	24.08

FREQUENCY (MHz)	HARMONICS (dBc)					
	F2			F3		
	-37°C	+25°C	+85°C	-37°C	+25°C	+85°C
1420	-34.41	-37.06	-39.46	-52.45	-52.12	-54.95
1462	-39.69	-42.14	-44.09	-54.36	-54.21	-55.57
1524	-43.57	-45.03	-47.13	-50.95	-52.02	-52.55
1586	-43.86	-45.42	-46.72	-48.39	-47.81	-48.20
1648	-43.80	-45.51	-47.25	-44.44	-46.56	-46.90
1710	-43.78	-45.35	-46.67	-45.21	-45.72	-44.79
1772	-43.02	-44.56	-45.49	-39.36	-40.01	-40.31
1834	-44.08	-45.46	-46.45	-39.38	-40.04	-40.52
1896	-42.82	-44.22	-45.64	-38.34	-38.49	-40.34
1958	-43.17	-44.60	-46.63	-37.69	-39.21	-39.60
2000	-42.83	-44.55	-48.27	-37.50	-37.93	-38.36



IF/RF MICROWAVE COMPONENTS • ISO 9001 ISO 14001 AS9100 CERTIFIED RoHS compliant

P.O. Box 350166, Brooklyn, New York 11235-0003 (718) 934-4500 Fax (718) 332-4661



The Design Engineers Search Engine finds the model you need, Instantly • For detailed performance specs & shopping online see



Notes: 1. Performance and quality attributes and conditions not expressly stated in this specification sheet are intended to be excluded and do not form a part of this specification sheet. 2. Electrical specifications and performance data contained herein are based on Mini-Circuit's applicable established test performance criteria and measurement instructions. 3. The parts covered by this specification sheet are subject to Mini-Circuits standard limited warranty and terms and conditions (collectively, "Standard Terms"); Purchasers of this part are entitled to the rights and benefits contained therein. For a full statement of the Standard Terms and the exclusive rights and remedies thereunder, please visit Mini-Circuits' website at [www.minicircuits.com/MCStore/terms.jsp](http://www.minicircuits.com/MCStore/terms.jsp).

FREQUENCY (MHz)	PHASE NOISE (dBc/Hz) @ OFFSETS				
	+25°C				
	100Hz	1kHz	10kHz	100kHz	1MHz
1420	-90.03	-97.49	-99.57	-112.31	-143.09
1462	-89.51	-96.60	-98.85	-112.50	-143.09
1524	-92.44	-97.81	-98.52	-112.54	-142.95
1586	-90.31	-98.06	-97.80	-112.69	-143.04
1648	-89.67	-96.99	-97.67	-112.68	-143.14
1710	-88.17	-95.68	-97.67	-112.90	-143.26
1772	-88.59	-95.26	-98.35	-112.07	-143.31
1834	-84.98	-95.34	-98.82	-112.22	-143.14
1896	-88.21	-94.40	-98.47	-112.42	-143.27
1958	-86.23	-95.31	-97.31	-112.89	-143.15
2000	-88.15	-96.81	-96.91	-112.88	-143.06

FREQUENCY (MHz)	PHASE NOISE (dBc/Hz) @ OFFSETS				
	-37°C				
	100Hz	1kHz	10kHz	100kHz	1MHz
1420	-88.30	-97.75	-99.11	-112.78	-144.63
1462	-87.14	-97.24	-99.15	-113.02	-144.59
1524	-85.54	-97.28	-98.20	-113.05	-144.46
1586	-86.37	-95.25	-98.93	-113.12	-144.33
1648	-86.16	-97.12	-97.17	-113.44	-144.31
1710	-84.96	-95.18	-97.74	-113.50	-144.26
1772	-83.13	-96.47	-98.46	-112.25	-144.06
1834	-84.96	-94.65	-98.28	-112.30	-143.88
1896	-84.03	-92.54	-97.98	-112.74	-143.79
1958	-83.63	-93.40	-97.75	-112.90	-143.71
2000	-85.35	-95.45	-97.90	-113.26	-143.78

FREQUENCY (MHz)	PHASE NOISE (dBc/Hz) @ OFFSETS				
	+85°C				
	100Hz	1kHz	10kHz	100kHz	1MHz
1420	-90.81	-99.24	-98.97	-110.79	-140.80
1462	-90.36	-98.12	-97.66	-111.26	-140.82
1524	-89.03	-99.40	-98.38	-111.16	-140.93
1586	-92.02	-98.33	-96.62	-111.28	-141.00
1648	-90.57	-98.17	-97.32	-111.53	-141.43
1710	-90.84	-98.10	-96.76	-111.62	-141.63
1772	-89.13	-96.29	-98.15	-110.84	-141.71
1834	-88.24	-98.22	-98.05	-110.97	-141.75
1896	-89.11	-98.28	-97.43	-111.37	-141.86
1958	-87.17	-97.00	-97.38	-111.56	-141.76
2000	-87.62	-97.99	-97.14	-111.82	-141.84



IF/RF MICROWAVE COMPONENTS • ISO 9001 ISO 14001 AS9100 CERTIFIED RoHS compliant

P.O. Box 350166, Brooklyn, New York 11235-0003 (718) 934-4500 Fax (718) 332-4661



The Design Engineers Search Engine finds the model you need, Instantly • For detailed performance specs & shopping online see



Notes: 1. Performance and quality attributes and conditions not expressly stated in this specification sheet are intended to be excluded and do not form a part of this specification sheet. 2. Electrical specifications and performance data contained herein are based on Mini-Circuit's applicable established test performance criteria and measurement instructions. 3. The parts covered by this specification sheet are subject to Mini-Circuits standard limited warranty and terms and conditions (collectively, "Standard Terms"); Purchasers of this part are entitled to the rights and benefits contained therein. For a full statement of the Standard Terms and the exclusive rights and remedies thereunder, please visit Mini-Circuits' website at [www.minicircuits.com/MCStore/terms.jsp](http://www.minicircuits.com/MCStore/terms.jsp).

REFERENCE & COMPARISON SPURIOUS ORDER  n	REFERENCE & COMPARISON SPURIOUS@Fcarrier 1420.5MHz+(n*Freference) (dBc) note 1			REFERENCE & COMPARISON SPURIOUS @Fcarrier 1700.5MHz+(n*Freference) (dBc) note 1			REFERENCE & COMPARISON SPURIOUS @Fcarrier 1999.5MHz+(n*Freference) (dBc) note 1		
	-37°C	+25°C	+85°C	-37°C	+25°C	+85°C	-37°C	+25°C	+85°C
-5	-99.45	-113.48	-101.79	-100.50	-102.93	-106.82	-107.37	-110.42	-104.16
-4	-102.42	-105.56	-101.29	-100.55	-102.36	-110.02	-111.18	-108.95	-105.97
-3	-101.16	-102.80	-100.00	-100.93	-100.82	-110.07	-111.03	-108.80	-104.48
-2	-99.03	-101.40	-100.89	-102.49	-100.21	-109.87	-115.28	-105.09	-104.62
-1	-97.83	-101.79	-101.55	-107.42	-100.16	-112.24	-117.74	-100.52	-103.86
0 note 2	-	-	-	-	-	-	-	-	-
+1	-96.47	-107.23	-98.26	-106.35	-101.70	-102.18	-100.90	-107.17	-114.19
+2	-97.59	-105.31	-99.61	-106.67	-105.76	-100.78	-106.36	-112.46	-107.69
+3	-98.58	-103.59	-102.33	-104.63	-118.39	-99.00	-107.34	-108.02	-106.05
+4	-100.18	-102.33	-105.35	-103.78	-121.38	-98.07	-106.83	-103.56	-106.35
+5	-100.82	-100.09	-104.56	-104.42	-110.09	-99.07	-106.58	-100.92	-106.72

Note 1: Reference frequency = Comparison frequency = 10 MHz

Note 2: All spurs are referenced to carrier signal (n=0).

STEP SIZE SPURIOUS ORDER  n	0.5 STEP SIZE & STEP SIZE SPURIOUS @Fcarrier 1420.5MHz+(n*Fstep size) (dBc) note 3			0.5 STEP SIZE & STEP SIZE SPURIOUS @Fcarrier 1700.5MHz+(n*Fstep size) (dBc) note 3			0.5 STEP SIZE & STEP SIZE SPURIOUS @Fcarrier 1999.5MHz+(n*Fstep size) (dBc) note 3		
	-37°C	+25°C	+85°C	-37°C	+25°C	+85°C	-37°C	+25°C	+85°C
-5.0	-104.97	-107.96	-104.83	-103.57	-105.55	-106.74	-110.68	-119.28	-114.88
-4.5	-123.99	-116.45	-120.31	-119.53	-123.96	-117.39	-111.63	-115.69	-114.32
-4.0	-106.41	-103.87	-104.92	-107.07	-105.09	-108.57	-102.44	-105.25	-106.55
-3.5	-107.56	-116.73	-109.36	-108.58	-114.00	-110.33	-121.47	-116.48	-110.45
-3.0	-119.78	-110.42	-108.81	-115.93	-112.36	-116.78	-111.75	-113.83	-109.22
-2.5	-99.46	-102.41	-101.97	-102.74	-101.61	-104.02	-97.03	-99.36	-99.95
-2.0	-101.81	-101.31	-102.93	-107.92	-108.46	-108.69	-95.67	-97.96	-95.02
-1.5	-95.96	-96.43	-95.37	-97.79	-97.26	-96.63	-100.82	-96.95	-100.72
-1.0	-92.61	-85.34	-91.69	-84.09	-87.89	-94.89	-92.76	-80.01	-90.64
-0.5	-86.00	-84.89	-87.33	-86.87	-87.64	-85.14	-87.77	-88.13	-90.79
0 note 4	-	-	-	-	-	-	-	-	-
+0.5	-85.98	-85.48	-85.98	-86.00	-86.15	-84.84	-86.79	-87.92	-91.44
+1.0	-91.19	-85.06	-91.66	-84.96	-88.83	-95.36	-95.78	-80.78	-90.84
+1.5	-95.85	-96.23	-94.86	-96.84	-98.16	-96.93	-99.02	-96.33	-102.32
+2.0	-100.89	-102.42	-101.84	-109.71	-108.66	-108.48	-95.23	-97.72	-94.89
+2.5	-100.37	-101.63	-102.46	-102.25	-100.69	-102.99	-97.19	-100.93	-98.66
+3.0	-113.05	-110.69	-105.32	-111.21	-120.71	-115.28	-110.93	-116.51	-108.00
+3.5	-107.67	-110.31	-107.60	-106.81	-112.60	-107.03	-122.97	-113.68	-110.15
+4.0	-105.64	-105.49	-105.20	-111.19	-104.59	-111.67	-102.44	-105.16	-106.21
+4.5	-118.03	-119.50	-111.15	-122.64	-114.29	-116.93	-112.35	-112.62	-115.87
+5.0	-104.82	-107.47	-105.17	-104.50	-103.31	-106.72	-111.05	-115.00	-115.42

Note 3: Step size 500 KHz

Note 4: All spurs are referenced to carrier signal (n=0).



IF/RF MICROWAVE COMPONENTS • ISO 9001 ISO 14001 AS9100 CERTIFIED RoHS compliant

P.O. Box 350166, Brooklyn, New York 11235-0003 (718) 934-4500 Fax (718) 332-4661



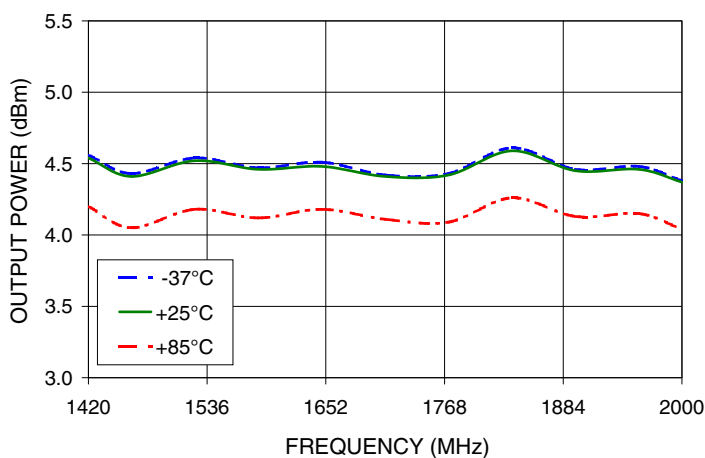
The Design Engineers Search Engine finds the model you need, Instantly • For detailed performance specs & shopping online see



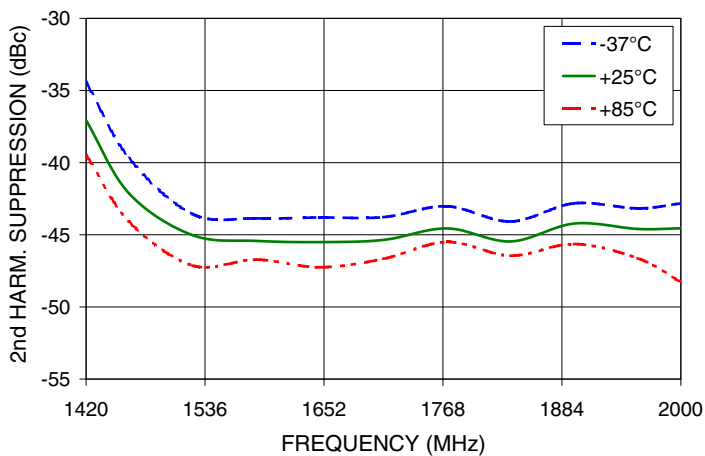
Notes: 1. Performance and quality attributes and conditions not expressly stated in this specification sheet are intended to be excluded and do not form a part of this specification sheet. 2. Electrical specifications and performance data contained herein are based on Mini-Circuit's applicable established test performance criteria and measurement instructions. 3. The parts covered by this specification sheet are subject to Mini-Circuits standard limited warranty and terms and conditions (collectively, "Standard Terms"); Purchasers of this part are entitled to the rights and benefits contained therein. For a full statement of the Standard Terms and the exclusive rights and remedies thereunder, please visit Mini-Circuits' website at [www.minicircuits.com/MCLStore/terms.jsp](http://www.minicircuits.com/MCLStore/terms.jsp).

## Typical Performance Curves

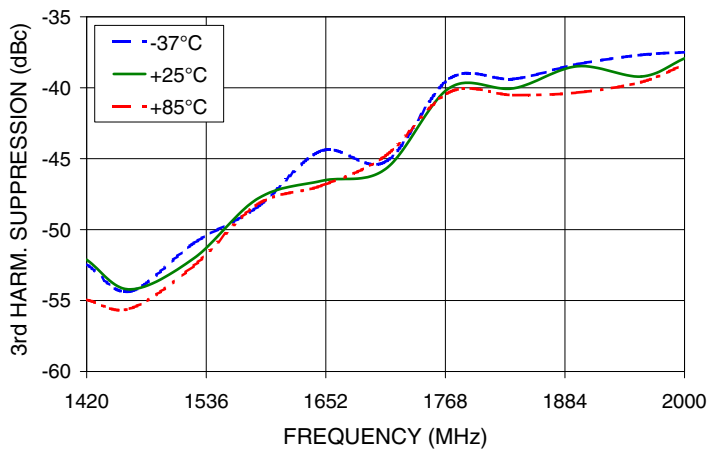
OUTPUT POWER Vs FREQUENCY



2nd HARMONIC Vs FREQUENCY



3rd HARMONIC Vs FREQUENCY



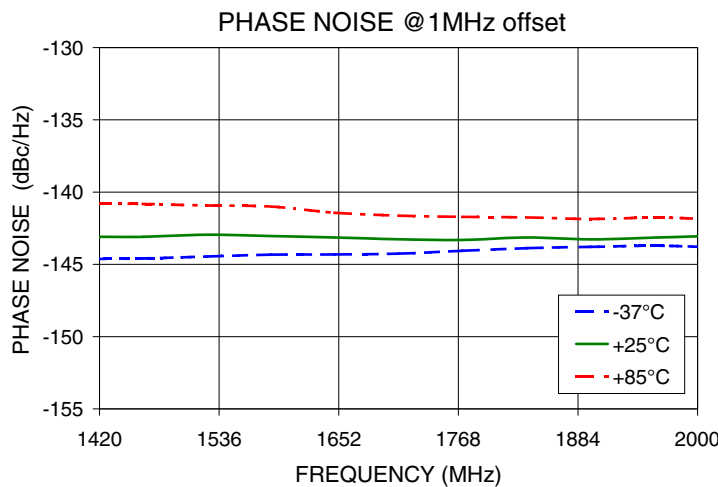
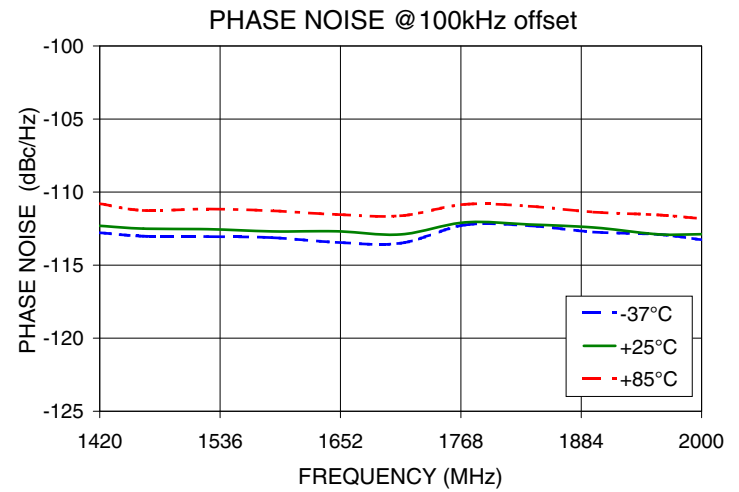
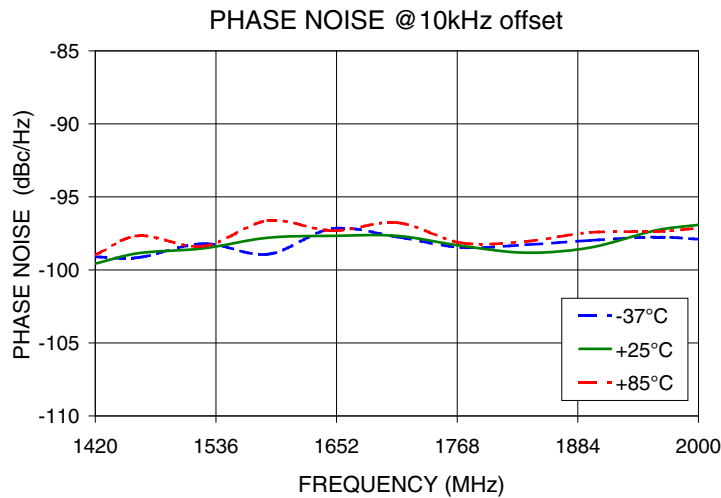
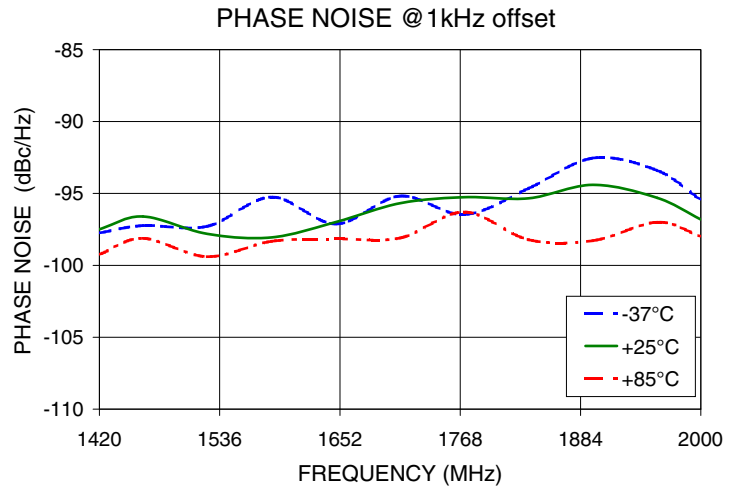
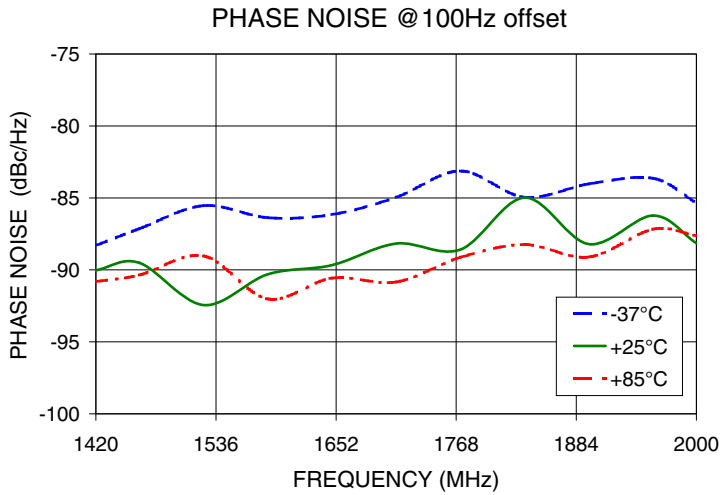
IF/RF MICROWAVE COMPONENTS • ISO 9001 ISO 14001 AS9100 CERTIFIED RoHS compliant  
 P.O. Box 350166, Brooklyn, New York 11235-0003 (718) 934-4500 Fax (718) 332-4661



The Design Engineers Search Engine finds the model you need, Instantly • For detailed performance specs & shopping online see



Notes: 1. Performance and quality attributes and conditions not expressly stated in this specification sheet are intended to be excluded and do not form a part of this specification sheet. 2. Electrical specifications and performance data contained herein are based on Mini-Circuit's applicable established test performance criteria and measurement instructions. 3. The parts covered by this specification sheet are subject to Mini-Circuits standard limited warranty and terms and conditions (collectively, "Standard Terms"); Purchasers of this part are entitled to the rights and benefits contained therein. For a full statement of the Standard Terms and the exclusive rights and remedies thereunder, please visit Mini-Circuits' website at [www.minicircuits.com/MCLStore/terms.jsp](http://www.minicircuits.com/MCLStore/terms.jsp).



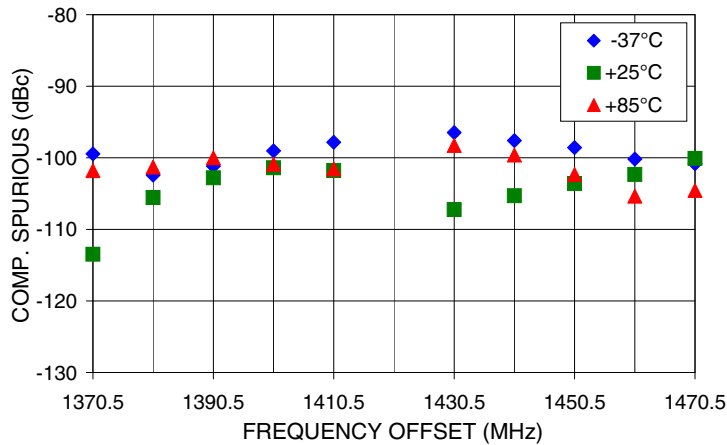
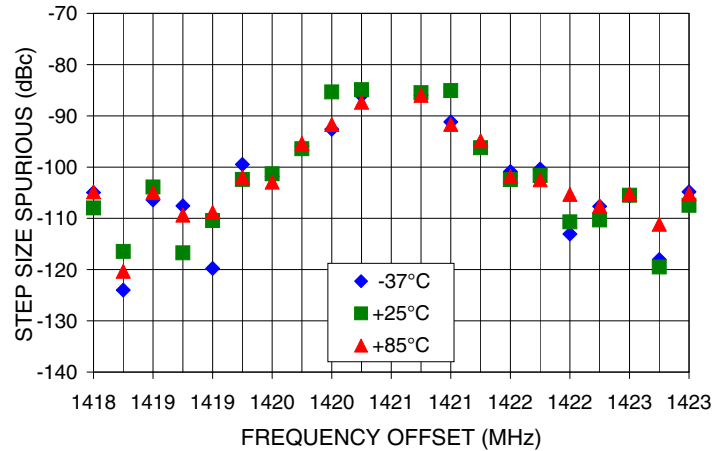
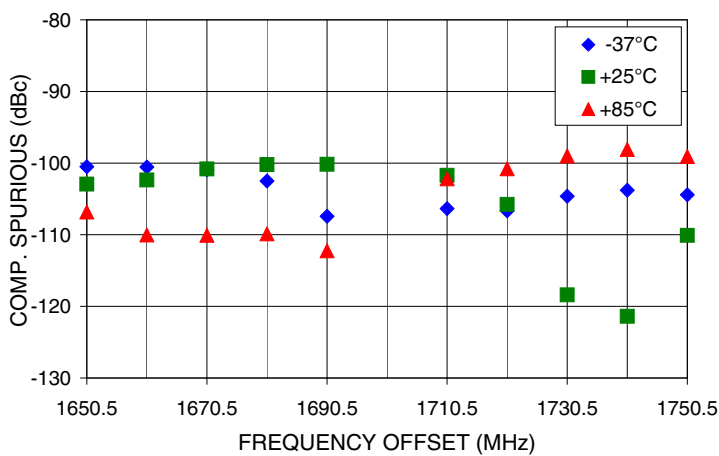
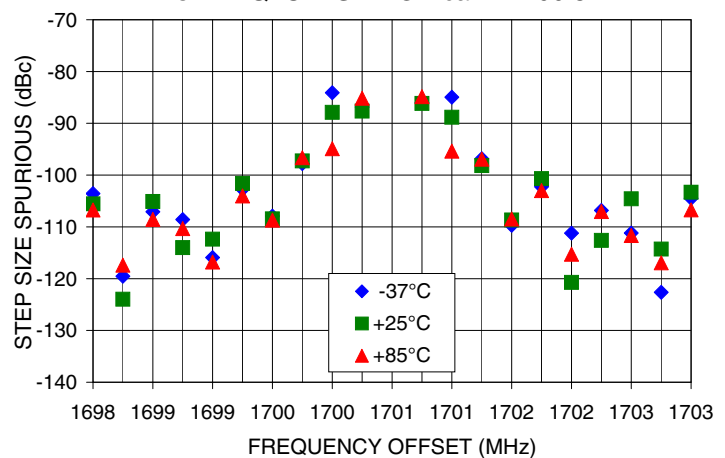
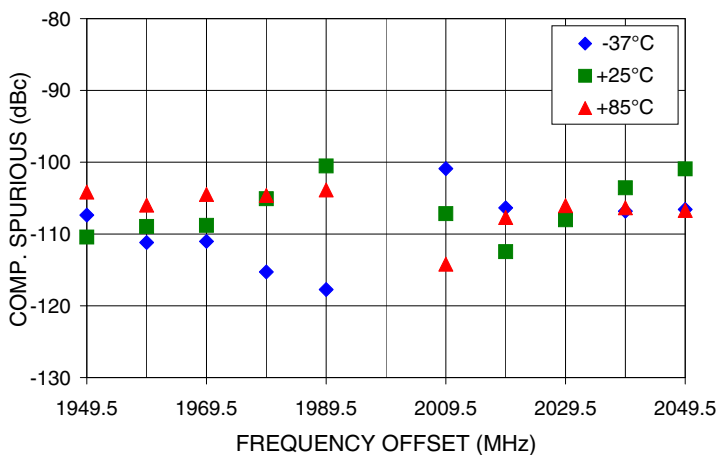
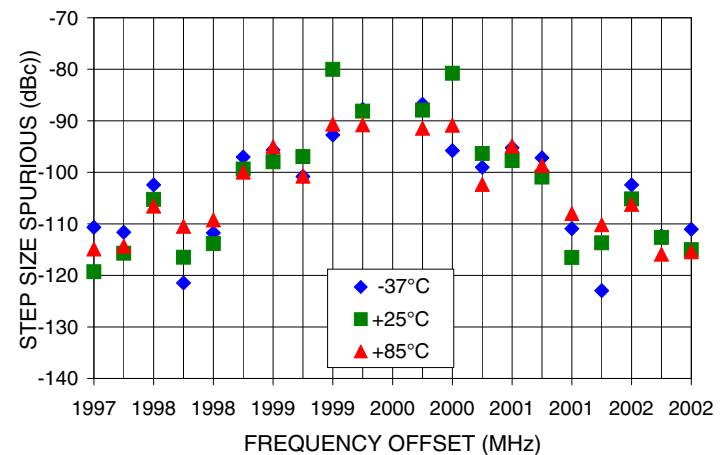
IF/RF MICROWAVE COMPONENTS • ISO 9001 ISO 14001 AS9100 CERTIFIED RoHS compliant  
P.O. Box 350166, Brooklyn, New York 11235-0003 (718) 934-4500 Fax (718) 332-4661



The Design Engineers Search Engine finds the model you need, Instantly • For detailed performance specs & shopping online see



Notes: 1. Performance and quality attributes and conditions not expressly stated in this specification sheet are intended to be excluded and do not form a part of this specification sheet. 2. Electrical specifications and performance data contained herein are based on Mini-Circuit's applicable established test performance criteria and measurement instructions. 3. The parts covered by this specification sheet are subject to Mini-Circuits standard limited warranty and terms and conditions (collectively, "Standard Terms"); Purchasers of this part are entitled to the rights and benefits contained therein. For a full statement of the Standard Terms and the exclusive rights and remedies thereunder, please visit Mini-Circuits' website at [www.minicircuits.com/MCStore/terms.jsp](http://www.minicircuits.com/MCStore/terms.jsp).

REFERENCE & COMPARISON SPURIOUS  
Vs FREQ. OFFSET @ F<sub>car</sub> = 1420.5MHz0.5 STEP SIZE & STEP SIZE SPURIOUS  
Vs FREQ. OFFSET @ F<sub>car</sub> = 1420.5MHzREFERENCE & COMPARISON SPURIOUS  
Vs FREQ. OFFSET @ F<sub>car</sub> = 1700.5MHz0.5 STEP SIZE & STEP SIZE SPURIOUS  
Vs FREQ. OFFSET @ F<sub>car</sub> = 1700.5MHzREFERENCE & COMPARISON SPURIOUS  
Vs FREQ. OFFSET @ F<sub>car</sub> = 1999.5MHz0.5 STEP SIZE & STEP SIZE SPURIOUS  
Vs FREQ. OFFSET @ F<sub>car</sub> = 1999.5MHz

IF/RF MICROWAVE COMPONENTS • ISO 9001 ISO 14001 AS9100 CERTIFIED RoHS compliant  
P.O. Box 350166, Brooklyn, New York 11235-0003 (718) 934-4500 Fax (718) 332-4661

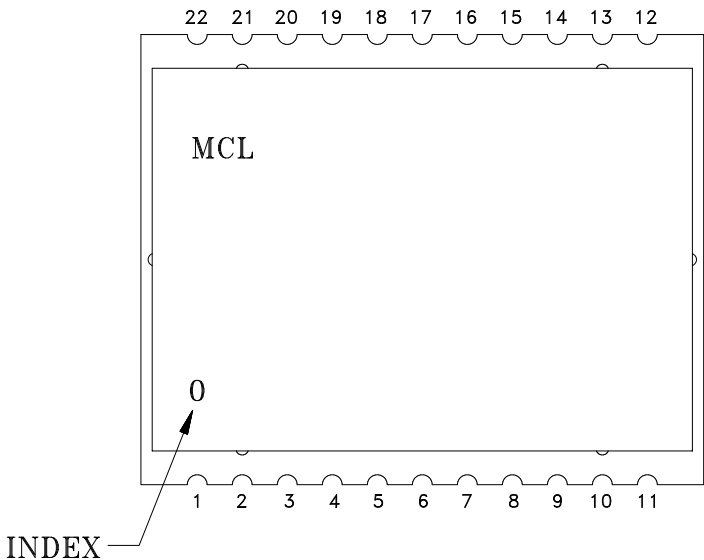


The Design Engineers Search Engine finds the model you need, Instantly • For detailed performance specs & shopping online see



Notes: 1. Performance and quality attributes and conditions not expressly stated in this specification sheet are intended to be excluded and do not form a part of this specification sheet. 2. Electrical specifications and performance data contained herein are based on Mini-Circuit's applicable established test performance criteria and measurement instructions. 3. The parts covered by this specification sheet are subject to Mini-Circuits standard limited warranty and terms and conditions (collectively, "Standard Terms"); Purchasers of this part are entitled to the rights and benefits contained therein. For a full statement of the Standard Terms and the exclusive rights and remedies thereunder, please visit Mini-Circuits' website at [www.minicircuits.com/MCStore/terms.jsp](http://www.minicircuits.com/MCStore/terms.jsp).

Pin Configuration

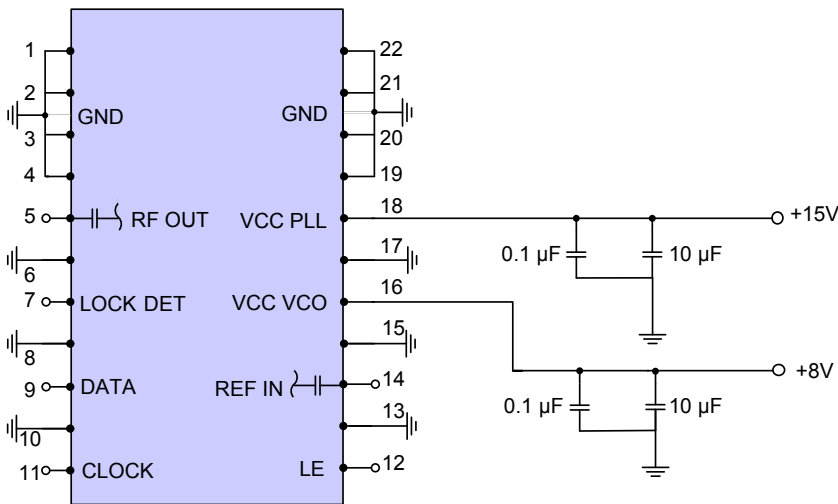


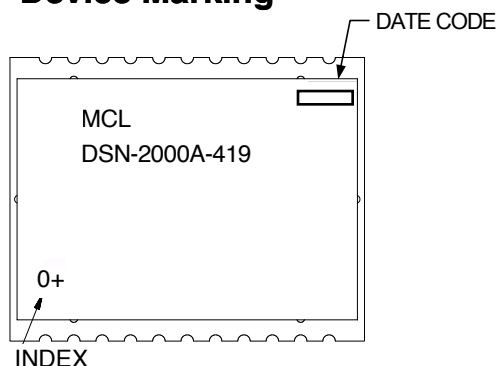
Pin Connection

Pin Number	Function	Pin Number	Function
1	GND	12	LE
2	GND	13	GND
3	GND	14	REF IN
4	GND	15	GND
5	RF OUT	16	VCC VCO
6	GND	17	GND
7	LOCK DET	18	VCC PLL
8	GND	19	GND
9	DATA	20	GND
10	GND	21	GND
11	CLOCK	22	GND

Recommended Application Circuit

Note: REF IN and RF OUT ports are internally AC coupled.



**Device Marking****Additional Detailed Technical Information**

Additional information is available on our web site. To access this information enter the model number on our web site home page.

**Case Style:** KL1294

**Tape & Reel:** TR-F97

**Suggested Layout for PCB Design:** PL-318

**Evaluation Board:** TB-553+

**Environment Ratings:** ENV03T2



IF/RF MICROWAVE COMPONENTS • ISO 9001 ISO 14001 AS9100 CERTIFIED RoHS compliant  
P.O. Box 350166, Brooklyn, New York 11235-0003 (718) 934-4500 Fax (718) 332-4661



The Design Engineers Search Engine finds the model you need, Instantly • For detailed performance specs & shopping online see



Notes: 1. Performance and quality attributes and conditions not expressly stated in this specification sheet are intended to be excluded and do not form a part of this specification sheet. 2. Electrical specifications and performance data contained herein are based on Mini-Circuit's applicable established test performance criteria and measurement instructions. 3. The parts covered by this specification sheet are subject to Mini-Circuits standard limited warranty and terms and conditions (collectively, "Standard Terms"); Purchasers of this part are entitled to the rights and benefits contained therein. For a full statement of the Standard Terms and the exclusive rights and remedies thereunder, please visit Mini-Circuits' website at [www.minicircuits.com/MCLStore/terms.jsp](http://www.minicircuits.com/MCLStore/terms.jsp).