



RP SMA Male Connector Solder Attachment for PE-SR402AL,
PE-SR402FL, RG402 Gold Plated Brass Body

TECHNICAL DATA SHEET

PE44724

Configuration

Connector	SMA Male Reverse Polarity
Connector Interface Type	PE-SR402AL, PE-SR402FL, RG402
Attachment Method (Shield/Contact)	Solder/Solder
Body Style	Straight

Electrical Specifications

Impedance	50 Ohms
-----------	---------

Mechanical Specifications

Size

Length	0.465 in [11.81 mm]
Width/Dia.	0.315 in [8.00 mm]

Connector

Type	SMA Male Reverse Polarity
Contact Material and Plating	Beryllium Copper, Gold
Coupling Nut Material and Plating	Passivated Stainless Steel
Body Material and Plating	Brass, Gold
Dielectric Type	PTFE

Compliance Certifications (visit www.Pasternack.com for current document)

RoHS Compliant

Plotted and Other Data

Notes:

- Values at +25 °C, sea level

RP SMA Male Connector Solder Attachment for PE-SR402AL, PE-SR402FL, RG402 Gold Plated Brass Body from Pasternack Enterprises has same day shipment for domestic and International orders. Our RF, microwave and millimeter wave products maintain a 99% availability and are part of the broadest selection in the industry.

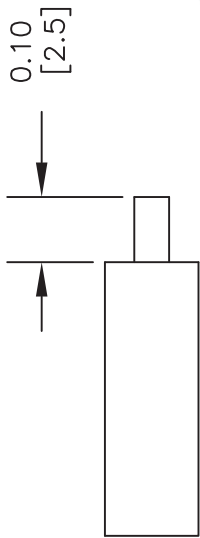
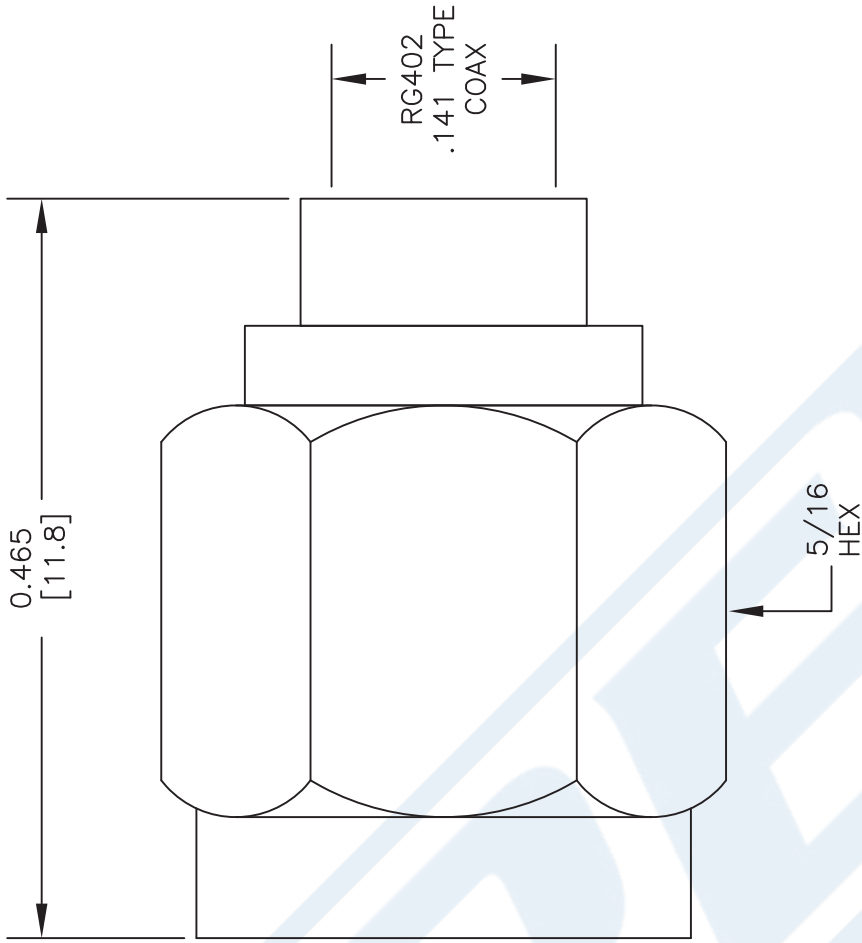
Click the following link (or enter part number in "SEARCH" on website) to obtain additional part information including price, inventory and certifications: [RP SMA Male Connector Solder Attachment for PE-SR402AL, PE-SR402FL, RG402 Gold Plated Brass Body PE44724](http://www.pasternack.com/sma-male-reverse-polarity-pe-sr402al-pe-sr402fl-rg402-connector-pe44724-p.aspx)

URL: <http://www.pasternack.com/sma-male-reverse-polarity-pe-sr402al-pe-sr402fl-rg402-connector-pe44724-p.aspx>

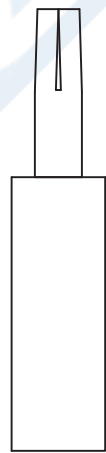
The information contained in this document is accurate to the best of our knowledge and representative of the part described herein. It may be necessary to make modifications to the part and/or the documentation of the part, in order to implement improvements. Pasternack reserves the right to make such changes as required. Unless otherwise stated, all specifications are nominal. Pasternack does not make any representation or warranty regarding the suitability of the part described herein for any particular purpose, and Pasternack does not assume any liability arising out of the use of any part or documentation.

PE44724 CAD Drawing

RP SMA Male Connector Solder Attachment for PE-SR402AL,
PE-SR402FL, RG402 Gold Plated Brass Body



A



B

ASSEMBLY PROCEDURES

1. STRIP CABLE AS SHOWN IN (A). DO NOT NICK CENTER CONDUCTOR.
2. ATTACH CONTACT AS SHOWN IN (B) & SOLDER CONTACT TO CENTER CONDUCTOR.
3. INSERT CABLE INTO BODY UNTIL OUTER CONDUCTOR BOTTOMS OUT. SOLDER OUTER CONDUCTOR TO BODY.

DWG TITLE

PE44724

NOTES:
1. UNLESS OTHERWISE SPECIFIED ALL DIMENSIONS ARE NOMINAL.
2. ALL SPECIFICATIONS ARE SUBJECT TO CHANGE WITHOUT NOTICE AT ANY TIME.
3. DIMENSIONS ARE IN INCHES [mm].

FSCM NO. 53919

CAD FILE 042114

SCALE N/A

SIZE A

2233



Pasternack Enterprises, Inc.
P.O. Box 16759 | Irvine | CA | 92623
Phone: (949) 261-1920 | Fax: (949) 261-7451
Website: www.pasternack.com | E-Mail: sales@pasternack.com